



# Great Harvest Maeta Group Holdings Limited 榮豐聯合控股有限公司

(incorporated in the Cayman Islands with limited liability)  
Stock code: 3683



**2018**  
ANNUAL REPORT



## CONTENTS

Glossary	2
Corporate Information	5
Five Year Financial Summary	6
Chairman's Statement	7
Management Discussion and Analysis	8
Board of Directors and Senior Management	17
Corporate Governance Report	20
Audit Committee Report	33
Directors' Report	34
Environmental, Social and Governance Report	47
Independent Auditor's Report	63
Consolidated Statement of Comprehensive Income	69
Consolidated Statement of Financial Position	70
Consolidated Statement of Changes in Equity	72
Consolidated Statement of Cash Flows	74
Notes to the Consolidated Financial Statements	75

## GLOSSARY

<b>"Ablaze Rich"</b>	Ablaze Rich Investments Limited (耀豐投資有限公司), a company incorporated in the BVI on 1 July 2008 and the holding company of the Company
<b>"Acquisition"</b>	the acquisition of the entire issued share capital of Top Build by the Company from Mr. Yan, Ms. Lam and Mr. Yin Hai pursuant to the Sale and Purchase Agreement
<b>"Articles"</b>	the articles of association of the Company
<b>"Audit Committee"</b>	the audit committee of the Board
<b>"Baltic Dry Index"</b>	an index of the daily average of international shipping prices of various dry bulk cargoes made up of 20 key dry bulk routes published by the Baltic Exchange in London
<b>"Baltic Panamax Index"</b>	an index of the shipping prices of panamax vessels made up of four daily panamax vessel assessments of time charter rates published by the Baltic Exchange in London
<b>"Board"</b>	the board of Directors
<b>"Bryance Group"</b>	Bryance Group Limited, a company incorporated in the BVI on 28 September 2006 and a wholly-owned subsidiary of the Company
<b>"BVI"</b>	the British Virgin Islands
<b>"CG Code"</b>	Corporate Governance Code and Corporate Governance Report contained in Appendix 14 to the Listing Rules
<b>"Company"</b>	Great Harvest Maeta Group Holdings Limited (榮豐聯合控股有限公司), an exempted company incorporated in the Cayman Islands on 21 April 2010 under the Companies Laws, Cap. 22 (Law 3 of 1961, as consolidated and revised) of the Cayman Islands with limited liability
<b>"Daily TCE"</b>	an acronym for daily time charter equivalent, a standard industry measurement of the average daily revenue performance of a vessel. Daily TCE is calculated by dividing the voyage revenues (net of expenses such as port, canal and bunker costs) by the available days (being the number of days that the vessel was operated by the Group during the charter period minus days without charter hire due to repair and maintenance and between two charter periods and days agreed with the charterers due to the speed claims or any other reasonable claims arising from the under-performance of the vessel) for the relevant time period
<b>"Director(s)"</b>	director(s) of the Company
<b>"dwt"</b>	an acronym for deadweight tonnage, a measure expressed in metric tons or long tons of a ship's carrying capacity, including cargoes, bunker, fresh water, crew and provisions
<b>"EBITDA"</b>	earnings before finance costs, tax, depreciation, amortisation and impairment loss on property, plant and equipment
<b>"First Convertible Bonds"</b>	the first tranche of convertible bonds in the principal amount of US\$3,000,000 due 2018 issued by the Company for subscription by Ablaze Rich pursuant to the terms and conditions of the Subscription Agreement

## GLOSSARY

<b>“GH FORTUNE/GH PROSPERITY Loan”</b>	a term loan for the aggregate principal amount of US\$16 million in two tranches for the purpose of financing or refinancing the acquisition costs of GH FORTUNE and GH PROSPERITY. US\$10.4 million of the principal amount of such term loan shall be repaid by 20 quarterly instalments, and US\$5.6 million thereof shall be repaid by 12 quarterly instalments, commencing three months from 5 December 2013. The GH FORTUNE/GH PROSPERITY Loan has been fully repaid
<b>“GH FORTUNE/GLORY/HARMONY Loan”</b>	a term loan for the principal amount of US\$20 million for refinancing the three vessels owned by the Group, namely, GH FORTUNE, GH GLORY and GH HARMONY. The principal amount of the bank loan shall be repayable by 20 consecutive quarterly instalments commencing three months from 24 November 2017
<b>“GH GLORY Loan”</b>	a term loan for the principal amount of US\$26 million for financing the acquisition costs of GH GLORY. 70% of the principal amount of the bank loan shall be repayable by 28 consecutive quarterly instalments of US\$650,000 commencing three months from the drawdown date, and the remaining 30% of the principal amount of the loan to be repaid together with the last quarterly instalment. The GH GLORY Loan has been fully repaid
<b>“GH HARMONY Loan”</b>	a term loan for the principal amount of US\$16 million for financing the acquisition costs of GH HARMONY. The principal amount of the bank loan shall be repayable by 28 consecutive quarterly instalments commencing three months from 14 July 2014. The GH HARMONY Loan has been fully repaid
<b>“GH POWER Loan”</b>	a term loan for the principal amount of US\$39 million for financing the acquisition costs of GH POWER. The principal amount shall be repaid by 43 consecutive quarterly instalments commencing three months from 11 February 2008 with the final repayment date on 28 February 2019
<b>“Great Ocean”</b>	Great Ocean Shipping Limited (浩洋船務有限公司), a company incorporated in the BVI on 29 September 2006 and a wholly-owned subsidiary of the Company
<b>“Greater Shipping”</b>	Greater Shipping Co., Ltd. (榮達船務有限公司), a company incorporated in the BVI on 31 May 2002 and a wholly-owned subsidiary of the Company
<b>“Group”</b>	the Company and its subsidiaries
<b>“HK\$” and “HK cents”</b>	Hong Kong dollars and cents, respectively, the lawful currency of Hong Kong
<b>“Hong Kong”</b>	the Hong Kong Special Administrative Region of the PRC
<b>“Joy Ocean”</b>	Joy Ocean Shipping Limited (悅洋船務有限公司), a company incorporated in the BVI on 21 October 2004 and a wholly-owned subsidiary of the Company
<b>“Lands”</b>	two parcels of land located at Meidian Slope, Hongqi Town, Qiongsan District, Haikou, Hainan Province, the PRC
<b>“Listing Rules”</b>	the Rules Governing the Listing of Securities on the Stock Exchange, as amended, supplemented or otherwise modified from time to time
<b>“Main Board”</b>	the stock market operated by the Stock Exchange, which excludes the GEM of the Stock Exchange and the options market
<b>“Model Code”</b>	the Model Code for Securities Transactions by Directors of Listed Issuers as set out in Appendix 10 to the Listing Rules
<b>“Mr. Yan”</b>	Mr. YAN Kim Po (殷劍波先生), the chairman of the Board, an executive Director and the husband of Ms. Lam

## GLOSSARY

<b>"Ms. Lam"</b>	Ms. LAM Kwan (林群女士), the chief executive officer of the Company, an executive Director and the wife of Mr. Yan
<b>"Nomination Committee"</b>	the nomination committee of the Board
<b>"PRC" or "China"</b>	the People's Republic of China which, for the purposes of this annual report only, excludes Hong Kong, the Macau Special Administrative Region of the PRC and Taiwan
<b>"Prosperity Plus"</b>	Prosperity Plus Enterprises Limited, a company incorporated in the BVI on 21 March 2011 and a wholly-owned subsidiary of the Company
<b>"Remuneration Committee"</b>	the remuneration committee of the Board
<b>"RMB"</b>	Renminbi, the lawful currency of the PRC
<b>"Sale and Purchase Agreement"</b>	the agreement dated 23 December 2015 entered into between the Company, Mr. Yan, Ms. Lam and Mr. Yin Hai in relation to, among other matters, the Acquisition
<b>"SFC"</b>	the Securities and Futures Commission of Hong Kong
<b>"SFO"</b>	the Securities and Futures Ordinance (Chapter 571 of the Laws of Hong Kong) as amended, supplemented or otherwise modified from time to time
<b>"Sfund"</b>	Sfund International Investment Fund Management Limited (廣州基金國際股權投資基金管理有限公司), a company incorporated in Hong Kong on 11 August 2015, which was the holder of Top Build Convertible Bonds in the principal amount of US\$54,000,000 as at 31 March 2018
<b>"Share(s)"</b>	ordinary share(s) of HK\$0.01 each in the share capital of the Company
<b>"Share Option Scheme"</b>	the share option scheme of the Company approved and adopted by an ordinary resolution of the shareholders at the annual general meeting of the Company held on 19 August 2011
<b>"Stock Exchange"</b>	The Stock Exchange of Hong Kong Limited
<b>"Subscription"</b>	the subscription of the First Convertible Bonds by Ablaze Rich pursuant to the terms and conditions of the Subscription Agreement
<b>"Subscription Agreement"</b>	the agreement dated 5 July 2013 and entered into between the Company and Ablaze Rich in respect of the Subscription
<b>"Top Build"</b>	Top Build Group Ltd. (高建集團有限公司), a company incorporated in the BVI on 24 October 2014 and a wholly-owned subsidiary of the Company
<b>"Top Build Convertible Bonds"</b>	the convertible bonds in the total principal amount of US\$54,000,000 due 2021 issued by the Company to Mr. Yan, Ms. Lam and Mr. Yin Hai pursuant to the terms and conditions of the Sale and Purchase Agreement
<b>"Union Apex"</b>	Union Apex Mega Shipping Limited (聯合佳成船務有限公司), a company incorporated in Hong Kong on 2 December 2009 and a wholly-owned subsidiary of the Company
<b>"United Edge"</b>	United Edge Holdings Limited, a company incorporated in the BVI on 18 April 2013 and a wholly-owned subsidiary of the Company
<b>"US\$" and "US cents"</b>	United States dollars and cents, respectively, the lawful currency of the United States
<b>"Way Ocean"</b>	Way Ocean Shipping Limited, a company incorporated in the BVI on 8 October 2010 and a wholly-owned subsidiary of the Company

## CORPORATE INFORMATION

### Board of Directors

#### Executive Directors

Mr. YAN Kim Po (殷劍波) (*Chairman*)  
Ms. LAM Kwan (林群) (*Chief Executive Officer*)  
Mr. CAO Jiancheng (曹建成)

#### Independent non-executive Directors

Mr. CHEUNG Kwan Hung (張鈞鴻)  
Dr. CHAN Chung Bun, Bunny (陳振彬)  
Mr. WAI Kwok Hung (韋國洪)

### Audit Committee

Mr. CHEUNG Kwan Hung (張鈞鴻)  
(*Chairman of Audit Committee*)  
Dr. CHAN Chung Bun, Bunny (陳振彬)  
Mr. WAI Kwok Hung (韋國洪)

### Remuneration Committee

Dr. CHAN Chung Bun, Bunny (陳振彬)  
(*Chairman of Remuneration Committee*)  
Mr. YAN Kim Po (殷劍波)  
Mr. CHEUNG Kwan Hung (張鈞鴻)

### Nomination Committee

Mr. YAN Kim Po (殷劍波)  
(*Chairman of Nomination Committee*)  
Dr. CHAN Chung Bun, Bunny (陳振彬)  
Mr. WAI Kwok Hung (韋國洪)

### Company secretary

Mr. LAU Ying Kit (劉英傑)  
(resigned on 28 November 2017)  
*Certified Public Accountant*  
Mr. Chan Wai Shing (陳偉盛)  
(with effect from 28 November 2017)  
*Certified Public Accountant*

### Authorised representatives

Mr. CAO Jiancheng (曹建成)  
Mr. LAU Ying Kit (劉英傑)  
(resigned on 28 November 2017)  
Mr. Chan Wai Shing (陳偉盛)  
(with effect from 28 November 2017)  
Ms. LAM Kwan (林群)  
(*alternate to the authorised representatives*)

### Registered office

Cricket Square  
Hutchins Drive  
P.O. Box 2681  
Grand Cayman  
KY1-1111  
Cayman Islands

### Headquarters and principal place of business in Hong Kong

12th Floor  
200 Gloucester Road  
Wanchai  
Hong Kong

### Principal share registrar and transfer office in the Cayman Islands

Conyers Trust Company (Cayman) Limited  
Cricket Square  
Hutchins Drive  
P.O. Box 2681  
Grand Cayman  
KY1-1111  
Cayman Islands

### Hong Kong share registrar and transfer office

Tricor Investor Services Limited  
Level 22, Hopewell Centre  
183 Queen's Road East  
Hong Kong

### Independent auditor

PricewaterhouseCoopers

### Legal adviser as to Hong Kong law

Chiu & Partners

### Principal bankers

Standard Chartered Bank (Hong Kong) Limited  
DVB Group Merchant Bank (Asia) Limited  
HSH Nordbank AG  
Bank of China (Hong Kong) Limited  
DBS Bank (Hong Kong) Limited

### Stock code

3683

### Website address

[www.greatharvestmg.com](http://www.greatharvestmg.com)

A Chinese version of this Report can be downloaded from the Company's website and can be obtained from the Hong Kong share registrar, Tricor Investor Services Limited. In the event of any difference, the English version prevails.

## FIVE YEAR FINANCIAL SUMMARY

	<b>2018</b> <b>US\$'000</b>	2017 US\$'000	2016 US\$'000 (Restated)	2015 US\$'000 (Note)	2014 US\$'000 (Note)
<b>Results</b>					
Loss attributable to owners of the Company	<b>2,771</b>	21,882	41,070	37,406	6,612
EBITDA	<b>5,843</b>	2,445	(3,996)	(1,787)	7,782
<b>Assets and liabilities</b>					
Total assets	<b>127,250</b>	117,274	143,932	116,505	142,204
Total liabilities	<b>(103,628)</b>	(96,472)	(65,104)	(63,156)	(51,513)
Net assets	<b>23,622</b>	20,802	78,828	53,349	90,691

Note:

The comparative amounts for the years ended 31 March 2015 and 2014 in the financial summary have not been restated using merger accounting for common control business combinations.

## CHAIRMAN'S STATEMENT

Dear shareholders,

In the year of 2017, the global economy continued to recover at a slow pace. After the summer trough of the freight rate, the dry bulk marine transportation market appeared a relatively stable increase in freight rate which remained until the year end. The freight rate of the spot market substantially increased comparing to that of last year. With the increase in import volume of major dry bulk cargoes, such as coal, iron ore and grains, in China and its trend to growth, the dry bulk marine transportation remained with a growing demand. Meanwhile, the dry bulk fleet remained in a net increase position due to the growing size of the fleet, which was caused by the decreasing number of newly-built vessels in the dry bulk fleet delivered and the decreasing scrapping volume. Despite having the excessive supply of the dry bulk fleet relieved, the condition did not show a fundamental change. For vessels owners, the spot market remained in an unsteady position with substantial fluctuations.

During the past year, the Group's fleet remained unchanged. The average age of our existing fleet was 12 years and the fleet size was 319,923 dwt. Under the volatile market, the Group still maintained proactive and prudent operating strategies, with a fleet occupancy rate of approximately 99.5% and a total of 1,453 days of occupancy throughout the year, carrying an aggregate of 1,862,191 tons of cargoes, achieving an average daily charter rate per vessel of approximately US\$9,970, with a recovery rate of close to 100% for receipt of charter hire.

Looking forward to the coming year, the freight rate of the dry bulk marine transportation market, having that of last year as its base, would remain in a high level in 2018. The market revealed a relatively better and higher expectation to that of last year towards the spot dry bulk freight rate. The imbalance of supply and demand of vessels in the dry bulk freight market would be alleviated on an ongoing basis, yet, the condition would still affect the freight rate market this year. With reference to the forecast of the International Monetary Fund, the overall economy and international trade volume are predicted to grow at an annual rate of 3.9% and 4.6%, respectively, which are both better than those of last year. Therefore, we expect that the demand for marine transportation of dry bulk cargoes will grow accordingly, and the delivery of newly-built vessels of dry bulk fleet will still be kept at a lower level, which will be a positive factor contributing to adjustment of the current oversupply of vessels in the dry bulk marine transportation market. Nevertheless, the freight market will likely be in a depressed state and subject to substantial fluctuations until the recovery of balance between supply and demand of shipping capacity.

With difficult market condition and challenging operating environment ahead, the Group will maintain its prudent operating strategies of enhancing daily management of vessels, providing better transportation service to customers, enhancing efforts in expanding the operational revenue of the Group and also strictly controlling operating cost. Our vessels mainly carry major dry bulk cargoes, such as coal, iron ore and grains. In order to expand our scope of business, the Group is actively expanding more operations other than the shipping businesses in order to seek new sources of income.

Driven by the PRC's strong economic growth and development, the land premium and prices of real estates in Haikou had increased substantially during the year. To capture the opportunity prompted by the residential demands in Haikou, the Group seeks the possibility to redevelop the project into "cultural and tourism real estate" project to construct villa, loft apartment, low density villa, retail, car park and other ancillary facilities. The Group is well positioned to further invest in this market to diversify its business and improve its cash flow and financial performance.

Lastly, on behalf of the Board, I would like to express my gratitude to all the shareholders for their support to the Group, and to all the staff for their dedication and commitment to the Group. On behalf of the Group, I would also like to express my sincere thanks to our customers, business partners, suppliers and bankers for their confidence and trust in the Group.

**YAN Kim Po**  
*Chairman*

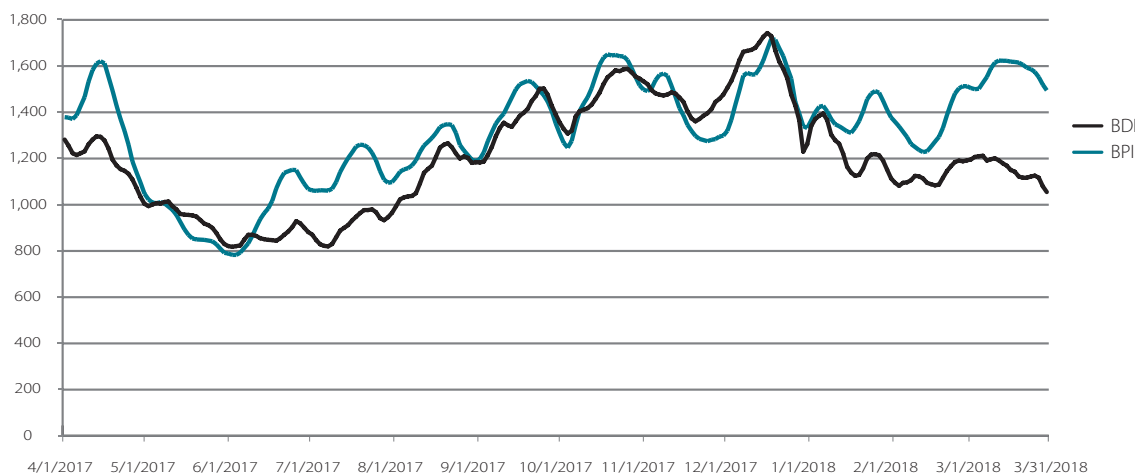
26 June 2018



## MANAGEMENT DISCUSSION AND ANALYSIS

### Market Review

**Daily Variation Chart of Baltic Dry Index (BDI) and Baltic Panamax Index (BPI)  
1 April 2017 – 31 March 2018**



BDI year-high at 1,743 in December 2017, year-low at 818 in June 2017, year-average at 1,205.

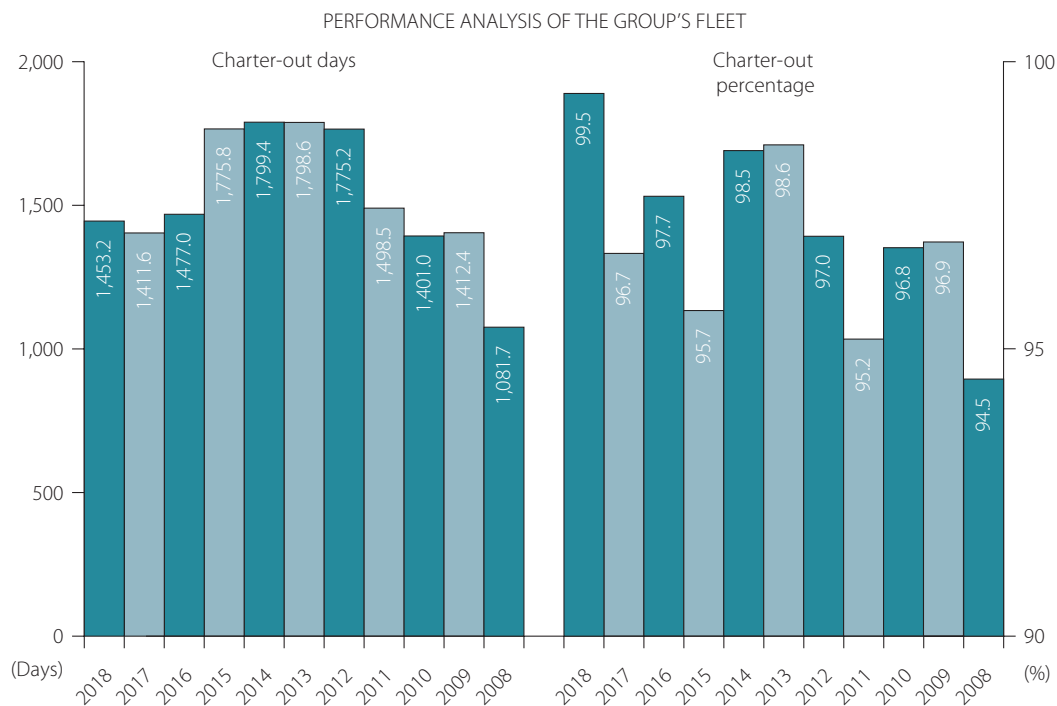
BPI year-high at 1,718 in December 2017, year-low at 783 in June 2017, year-average at 1,321.

Being prompted by the increase of the seasonal demand for marine transportation of bulk grains in South America early in the year, the spot freight rate of panamax vessels in dry bulk marine transportation market of 2017 revealed a trend of hike, while that of other types of vessels increased as well, as compared to that of the corresponding period of last year. The average Baltic Dry Index for panamax vessels was 1,321 points during the period from 1 April 2017 to 31 March 2018, rising by 463 points as compared to 858 points last year. The corresponding average daily charter rate was US\$10,596, which represented an increase of US\$3,729 as compared to US\$6,867 for the corresponding period of last year. Issues such as the oversupply of dry bulk fleet and slow demand growth of marine transportation were alleviated in 2017, but still hovered and hampered the market. The charter hire transactions resumed their operations, while the cargo owners and charterers started to request for charter hire with higher rate and longer term in an effort to balance the risks of and pressure from cargo transportation. The demand provided the vessels' owners with another business choice that they might set the charter period for one year or above. Among different kinds of vessels, panamax vessels remained relatively stable in the freight market last year, while capsize vessels witnessed relatively significant fluctuation, showing that the freight market would still be in a relatively long transition period prior to resuming to stable operation. While the freight market rebounded, the low freight rate during the previous two years resulted in the delay in fleet modification by vessel owners as well as the decrease in investment in dry bulkers by new vessel investors, and thus in turn address the oversupply in freight market to a certain extent. Such phenomenon led to the decline in both orders and delivered quantity of newly-built vessels. The market prediction and statistics from vessel broker companies expect the demand of dry bulk marine transportation can reach a growth of approximately 3% this year, as compared to the growth of fleet size of approximately 2%. The oversupply of vessels continued to be alleviated, which is also the main factor for the better performance of this year's spot freight rate.

## MANAGEMENT DISCUSSION AND ANALYSIS

Given the slow global economic growth, though the International Monetary Fund (IMF) adjusted the economic growth for 2017 upward to 3.7%, the annual growth of demand in the dry bulk marine transportation was only 4%, which could not actually change the situation of the oversupply of vessel. The favourable factor in the spot freight market is that China's import volume of dry bulk cargoes has maintained its relatively substantial actual growth during last year. According to the market statistics for 2017, China's import volume of iron ore and coal has exceeded 1.07 billion tons and 0.27 billion tons, representing an annual growth of approximately 5% and approximately 6.1%, respectively. Besides, the import volume of soybean and grains also grew by double digit to a total of 0.13 billion tons. The upward trends of import value of iron ore/coal/soybean/grains made significant contribution to the stability of dry bulk marine transportation market, and also maintained and promoted the stability and rebound of the spot freight rate.

## Business Review



The Group's vessels were under sound operation for the year between 1 April 2017 and 31 March 2018. Currently, the fleet size is 319,923 dwt, and the average age of the fleet is 12 years. The fleet maintained a high operational level with an occupancy rate of approximately 99.53% this year. The average daily charter rate of the Group's vessels was approximately US\$9,970 per vessel, representing an increase of approximately 79.5% as compared to the corresponding period of last year, which was slightly lower than the daily rate level of US\$10,596 of similar vessel market index. The reasons for the higher vessel operational level were that no vessel underwent dock repair and/or were in downtime caused by other managerial reasons during the year. The relatively significant increase in daily vessel charter rate was benefited from the overall increase in spot freight rate as well as the efforts made by the Company during daily operation on vessels adaption and placement at advantageous location in order to strive for better charter rate and freight rate. The daily charter rate of the fleet's 90,000 ton post-panamax vessels has gradually changed from lower than that of standard vessels last year to currently in line with their level. The fleet achieved a

## MANAGEMENT DISCUSSION AND ANALYSIS

record of safe operation with no adverse incident, and all vessels were operating in the spot market this year. All freight and charter hire income were basically received with no receivable of significant amount. The Group was able to exert stringent control over costs and expenses in the course of vessel management and strived to minimise voyage expenses to maintain the management expenses of vessels within budget.

In order to reduce operational risks and achieve better operational efficiency, the Group will continue to uphold its proactive and prudent operating strategies and seek to charter out its vessels to reputable charterers while endeavouring to provide the best services to charterers, so as to maintain a favourable market image.

### Market Outlook

In succession of the level from last year, the freight rate for dry bulk cargo market remains at a higher level in 2018. The seasonal demand for marine transportation of bulk grains in the South America, as well as the import volume of iron ore and coal in China remain stable and even experience growth, have supported and helped to stabilize and even further promote the spot freight rate. It is expected that both the spot freight rate and average daily income of vessels this year will be higher than those of last year, and we hope that such momentum will last for a longer period. Although there is an alleviation in the oversupply condition in the vessel market, there is no fundamental change to such condition. The growth of dry bulk fleet is still going to be approximately 2%, while the growth in dry bulk marine transportation is predicted to be approximately a mere 3% this year. Therefore, the current supply glut of dry bulk vessels will remain and the spot freight market will continue to be operated under the pressure of excess supply of vessels. The forecast from IMF on the global economic growth in 2018 is 3.9%, which is higher than the economic growth of last year; while the international trade volume growth is predicted to increase by 4.6%, which fundamentally remain unchanged from that of last year. We hope that the growth of demand for marine transportation can be further pushed forward by the recovery of economic and trade environment. Given the slow global economic growth, the ability to maintain a stable growth in the demand of dry bulk marine transportation is important to the operation of shipping market and to the change in the oversupply of vessel. The import volume of bulk cargo from China is at a high level and on rising trend, which in turn will be the main contributor of the growth in the demand of marine transportation this year. Notwithstanding that the seasonal demand for transportation could strengthen the short-term demand growth at particular times and locations, its impacts on the overall market is limited. As China's import volume of iron ore and coal remain at a high level, the demand of marine transportation of dry bulk cargo is pushed up, and in turn affects the spot freight market. With the increase in the spot freight rate, the transaction of the vessel rental market commences to be active and the transaction volume has also increased. Both cargo owners and charterers are balancing their own cargo demand and controlling their risks by limiting transportation capacity. It is expected to post positive effect on the spot freight market.

According to statistics and forecast from shipping broker companies, the import of volume of major dry bulk cargoes such as iron ore and coal would increase by 4% and 1% respectively as compared to last year, which is expected to support the stability and growth of the spot freight rate this year. Meanwhile, there will be a continuous increase in the volume of imported dry bulk food in China, which provides a better support to the marine transportation demand for panamax vessels.

## MANAGEMENT DISCUSSION AND ANALYSIS

Given the lower rate and fluctuation in spot freight market, the Group will maintain its prudent operating strategies by enhancing the daily management of vessels, providing better transportation services to customers and seeking for more reputable and reliable charterers at higher rates, thus generating more operational revenue for the Group. Meanwhile, the Group will strictly control operating costs and reduce all unnecessary expenses. The Group continues to identify new development opportunities and/or expand its scope of business and diversify its income streams by expanding to more operations other than the shipping business.

On 10 May 2016, Top Build holds indirectly through its subsidiaries 91% interest in a company in the PRC which holds the Land. The Haikou local government subsequently rearranged its plans on the surroundings and ancillary facilities of the Lands held by the Group.

During the year, the land premium and prices of real estates in Haikou increased along with the domestic residential demands. To capture the opportunity prompted by the residential demands in Haikou, the Group seeks the possibility to redevelop the project into “cultural and tourism real estate” project to construct villas, loft apartments, low density villas, retail, car park and other ancillary facilities with approximately 130,000 square meters. As the Haikou local government has finalized its plans, the project is currently under the procedure of construction application.

### Financial Review

#### Revenue

With the growth in the dry bulk marine market, revenue of the Group also increased from approximately US\$8.1 million for the year ended 31 March 2017 to approximately US\$14.2 million for the year ended 31 March 2018, representing an increase of approximately US\$6.1 million, or approximately 75.2%. It comprised chartering income of US\$14.2 million (2017: US\$7.9 million) and there is no interest income from money lending business for the year ended 31 March 2018 (2017: US\$0.2 million). The average Daily TCE of the Group’s fleet increased from approximately US\$5,554 for the year ended 31 March 2017 to approximately US\$9,970 for the year ended 31 March 2018, which represented an increase of approximately 79.5% as compared to last year.

#### Cost of services

The prudent cost control strategy made the cost of services of the Group decreased from approximately US\$8.9 million for the year ended 31 March 2017 to approximately US\$8.6 million for the year ended 31 March 2018, representing a decrease of approximately US\$0.3 million or approximately 3.2%. Other than the restrained vessel running cost, cost of services also affected by the reduce in depreciation charges caused by impairment losses of vessels recognized in the year ended 31 March 2017. However, it was basically offset by the diminishing mark to market gain in bunker inventory recorded.

## MANAGEMENT DISCUSSION AND ANALYSIS

### Gross profit/(loss)

Benefit from the marine transportation market growth and the stringent control over operating costs and expenses, the Group has turned around from gross loss of about US\$0.8 million for the year ended 31 March 2017, to gross profit amount to about US\$5.6 million for the year ended 31 March 2018, representing a difference of approximately US\$6.4 million, while the gross profit/(loss) margin improved from approximately -9.5% for the year ended 31 March 2017 to approximately 39.5% for the year ended 31 March 2018.

### General and administrative expenses

General and administrative expenses of the Group increased by approximately US\$0.9 million or approximately 40.7%, which was mainly due to the setup of new office in Hainan for the preparation of development of the Lands and the increase in legal and professional fee arisen from some bank loans arrangements of vessels during the year ended 31 March 2018.

### Finance costs

Finance costs of the Group increased from approximately US\$4.6 million for the year ended 31 March 2017 to approximately US\$5.6 million for the year ended 31 March 2018, representing an increase of approximately US\$1.0 million or approximately 23.2%. Such increase was mainly attributable to the amortization of finance costs for the issuance of the US\$54.0 million Top Build Convertible Bonds and the increase in loan from the ultimate holding company.

### Loss for the year

The Group incurred a loss of approximately US\$2.7 million for the year ended 31 March 2018 as compared with approximately US\$21.7 million for the year ended 31 March 2017. Such change was mainly because (i) the Group has strived to achieve from gross loss to gross profit with approximately US\$6.4 million improvement in gross profit; (ii) there is no impairment losses incurred for the Group's vessels for the year ended 31 March 2018 (2017: US\$16.0 million); and (iii) the fair value gain of valuation of investment property decreased from approximately US\$2.2 million for the year ended 31 March 2017 to approximately US\$1.5 million for the year ended 31 March 2018.

### Liquidity, financial resources, capital structure and gearing ratio

As at 31 March 2018, the Group's cash and cash equivalent amounted to approximately US\$1.0 million (2017: approximately US\$0.3 million), of which approximately 82.1% was denominated in US\$ and approximately 16.3% in HK\$. Outstanding bank loans amounted to approximately US\$28.8 million (2017: approximately US\$33.7 million) and other borrowings amounted to approximately US\$52.5 million (2017: approximately US\$43.3 million), which were denominated in US\$.

As at 31 March 2017 and 31 March 2018, the Group had a gearing ratio (being the bank loans and other borrowings of the Group divided by the total assets of the Group) of approximately 65.7% and 63.8% respectively. The decrease in gearing ratio as at 31 March 2018 was mainly due to the appreciation of investment property and the pickup in cash position after the growth in gross profit.

## MANAGEMENT DISCUSSION AND ANALYSIS

The Group recorded net current liabilities of approximately US\$18.8 million as at 31 March 2018 and approximately US\$22.8 million as at 31 March 2017.

The revenue growths strengthened the cash position of the Group.

The First Convertible Bonds amounted to approximately US\$4.7 million (2017: approximately US\$3.9 million) was being classified as current liabilities.

On 17 November 2017, certain members of the Group has entered into a new bank borrowing agreement of US\$20,000,000 (i.e. the GH FORTUNE/GLORY/HARMONY Loan) to refinance the Group's bank borrowings of three vessels, namely, GH FORTUNE, GH GLORY and GH HARMONY. After the drawdown of GH FORTUNE/GLORY/HARMONY Loan, the GH FORTUNE/GH PROSPERITY Loan, the GH GLORY Loan and the GH HARMONY Loan was fully repaid. The principal amount of the GH FORTUNE/GLORY/HARMONY Loan shall be repaid in five years. About US\$16.0 million principal amount were classified as non-current liability as at 31 March 2018. The GH FORTUNE/GLORY/HARMONY Loan is also subject to compliance of certain restrictive financial undertakings for which the Group will continue to monitor.

The management maintains continuous relationship with the banks and the Directors are of the opinion that bank borrowings will continue to be available to the Group for the next twelve months from 31 March 2018.

The Group monitors the current and expected liquidity requirements regularly to mitigate the effects of fluctuations in cash flows. The Company has entered into four loan facility agreements with Ablaze Rich on 28 April 2015, 19 January 2017, 12 April 2017 and 15 January 2018 for loan facilities in the total amount of US\$2,000,000 (the "First Facility"), US\$3,000,000 (the "Second Facility"), US\$3,000,000 (the "Third Facility") and US\$1,500,000 (the "Fourth Facility") respectively. The full loan amount had been drawn down by the Company under the First Facility, the Second Facility, the Third Facility and the Fourth Facility. The First Facility was repayable on or before 27 April 2017, the Second Facility will be repayable on or before 18 January 2019, the Third Facility will be repayable on or before 11 April 2019 and the Fourth Facility will be repayable on or before 16 January 2020 respectively. These loan facilities were unsecured and carried an interest of 4% per annum. As at 31 March 2018, the drawn amount under the First Facility had been fully repaid by the Company. The drawn amount under Second Facility, Third Facility and Fourth Facility had not been repaid yet. The disinterested members of the Board (including the independent non-executive directors) consider that as the First Facility, the Second Facility, the Third Facility and the Fourth Facility are all on normal commercial terms or better and are not secured by the assets of the Group, the receipt of financial assistance by the Group thereunder are fully exempt under Rule 14A.90 of the Listing Rules.

## MANAGEMENT DISCUSSION AND ANALYSIS

On 31 March 2017, the Company entered into a deed of funding undertakings (the “Deed”) with Ablaze Rich, Mr. Yan and Ms. Lam pursuant to which Ablaze Rich, Mr. Yan and Ms. Lam have undertaken to provide funding to the Group when funding notice shall be issued by the Company within fifteen months of the date of the deed. The funding when provided shall be treated as an “advance” to the Company from Ablaze Rich, Mr. Yan and Ms. Lam and shall be repayable by the Company after at least twelve months from the funding draw down date. The total amount of the aforesaid advances outstanding at any time shall not exceed US\$30 million. The undertakings shall cease to have effect after fifteen months from the date of the deed or upon the Company or any member of the Group having obtained long-term external bank borrowings or other sources of long-term financing with a principal amount of not less than US\$30 million, whichever is the earlier.

On 29 September 2017, the Company entered into a deed of funding undertakings. Ablaze Rich, Mr. Yan and Ms. Lam have undertaken to provide funding to the Group when funding notice shall be issued by the Company within fourteen months of the date of the deed. The undertakings shall cease to have effect after fourteen months from the date of the deed or upon the Company or any member of the Group having obtained long-term external bank borrowings or other sources of long-term financing with a principal amount of not less than US\$30 million, whichever is the earlier. The other terms included in the Deed were included in this deed and remained the same. The Deed was superseded by this deed, and had ceased to be effective from 29 September 2017.

On 30 March 2018, the Company entered into a deed of funding undertakings. Ablaze Rich, Mr. Yan and Ms. Lam have undertaken to provide funding to the Group when funding notice shall be issued by the Company within fifteen months of the date of the deed. The undertakings shall cease to have effect after fifteen months from the date of the deed or upon the Company or any member of the Group having obtained long-term external bank borrowings or other sources of long-term financing with a principal amount of not less than US\$30 million, whichever is the earlier. The other terms included in the deed dated 29 September 2017 were included in this deed and remained the same. The above deed entered on 29 September 2017 were superseded by this deed, and had ceased to be effective from 30 March 2018.

The Directors are of the opinion that, taking into account the above-mentioned plans and measures, the Group will have sufficient working capital to finance its operations and to meet its financial obligations.

The Group’s liquidity requirements will be satisfied by a combination of cash flow generated from working capital arising from operating activities and bank loans and other financing means which the Company may from time to time consider appropriate.

### Convertible Bonds

On 5 July 2013, the Company entered into the Subscription Agreement with Ablaze Rich in respect of the issue and subscription of the First Convertible Bonds in an aggregate principal amount of US\$3,000,000, which may be converted into 19,763,513 Shares at the conversion price of HK\$1.184 per conversion share at the exchange rate of HK\$7.8 to US\$1.0.

The completion of the issue and subscription of the First Convertible Bonds took place on 2 September 2013. The net proceeds from the issue of the First Convertible Bonds had been fully utilised as general working capital of the Group.

## MANAGEMENT DISCUSSION AND ANALYSIS

Further details of the issue of the First Convertible Bonds are set out in the announcements of the Company dated 5 July 2013 and 2 September 2013, and the circular of the Company dated 23 July 2013.

As at 31 March 2018, the entire principal amount of the First Convertible Bonds remained outstanding.

As announced by the Company on 10 May 2016, completion of the acquisition of the entire issued share capital of Top Build took place on 10 May 2016 and the Top Build Convertible Bonds for the aggregate principal amount of US\$54,000,000 were issued.

As at 31 March 2018, the entire principal amount of the Top Build Convertible Bonds remained outstanding.

### **Exposure to fluctuations in exchange rate and related hedges**

The Group's transactions and monetary assets were primarily denominated in US\$. Operating expenses of the Group's Hong Kong subsidiary were primarily denominated in HK\$ and the bank loans of the Group were denominated in US\$ and those of the Group's PRC subsidiary was primarily denominated in RMB. As the Group does not have significant foreign currency transactions or balances, the Directors consider that the level of foreign currency exposure for the Group is relatively minimal.

The Group had entered into an interest rate swap to hedge for the future fluctuations of London Interbank offered rate or cost of fund arising from the Group's variable rate borrowings. There was no outstanding interest rate swap as at 31 March 2018 (2017 total notional principal amount: US\$10.9 million).

### **Bank loans and disclosure under Rules 13.13 to 13.19 of the Listing Rules**

Pursuant to Rule 13.18 of the Listing Rules, a general disclosure obligation will arise where an issuer or any of its subsidiaries enters into a loan agreement that includes a condition imposing specific performance obligations on any controlling shareholders, such as a requirement to maintain a specified minimum holding in the share capital of the issuer. As at 31 March 2018, the Group recorded outstanding bank loans of approximately US\$28.8 million and all the bank loans carried interest at floating rate. The bank loans, namely the GH POWER Loan and the GH FORTUNE/GLORY/HARMONY Loan, were for financing the acquisition costs of vessels of the Group and were secured by, inter alia, the following:

- corporate guarantee from the Company;
- first preferred mortgages over the vessels held by the Group;
- assignment of the charter-hire income and insurance in respect of the vessels held by the Group;
- charges over shares of each of the Group companies holding those vessels.

The above bank loans were provided to the Group on the conditions that, inter alia, Mr. Yan, Ms. Lam and/or any company controlled by them shall jointly hold at least 51% shareholding interests in the Company.



## MANAGEMENT DISCUSSION AND ANALYSIS

In relation to the GH POWER Loan, it would be an event of default if any two of Mr. Yan, Ms. Lam and Mr. Cao Jiancheng cease to be the executive directors without the lender's prior consent.

Save as disclosed above, the Directors have confirmed that, as at the date of this report, there are no other circumstances that would trigger a disclosure obligation under Rules 13.13 to 13.19 of the Listing Rules.

### Charges on assets

As at 31 March 2018, the Group had pledged the following assets to banks as securities against banking facilities granted to the Group:

	2018 US\$'000	2017 US\$'000
Property, plant and equipment	47,755	50,313
Pledged bank deposits	6,782	3,031
	<b>54,537</b>	53,344

### Contingent liabilities

For the years ended 31 March 2018, the Inland Revenue Department ("IRD") of Hong Kong is in the process of tax review of a subsidiary of the Group for the year of assessments 2010/2011 and 2011/2012.

After taking into account the recent developments of IRD's review, the Directors consider that the Group's taxation charges as at 31 March 2018 are adequate and fairly presented. If the final outcome of IRD's review is different from the Directors' expectation, further provision for tax and any related surcharges may be required. The Group has been closely monitoring the status of IRD's review and will revise their expectations when preparing future financial statements in the future periods if necessary.

Save as disclosed above, the Group had no other material contingent liabilities as at 31 March 2018.

### Employees' remuneration and retirement scheme arrangements

As at 31 March 2018, the Group had 95 employees (2017: 95 employees). For the year ended 31 March 2018, the total salaries and related costs (including Directors' fees and share-based payments) amounted to approximately US\$4.6 million (2017: US\$4.3 million). It is the Group's policy to remunerate its employees according to the relevant market situation, and accordingly the remuneration level of the Group's employees remains at a competitive level and is adjusted in accordance with the employees' performance. Other benefits offered by the Group include mandatory provident fund scheme and medical insurance.

## BOARD OF DIRECTORS AND SENIOR MANAGEMENT

The updated biographies of the Directors and senior management of the Company are set out as below:

### Board of Directors

#### Executive Directors

**Mr. YAN Kim Po (殷劍波)**, aged 56, is the chairman of the Company, an executive Director and the co-founder of the Group. Mr. Yan is the spouse of Ms. Lam. Mr. Yan is primarily responsible for the operation of the Board and is the key decision-maker of the Group. He is responsible for the Group's overall strategic planning and the management and development of the Group's businesses. Mr. Yan is also a director of each of the subsidiaries of the Company. Mr. Yan is an experienced entrepreneur and has extensive experience in the marine transportation industry and in the investment, development, production, processing, operation and trading of the mining and steel industry. Mr. Yan was appointed as Justice of Peace and was granted a Doctor of Philosophy Honoris Causa from Lansbridge University, Canada. He was also honoured as World Outstanding Chinese in 2010. He is currently a director of Adex Mining Inc. (TSXV Stock code: ADE), a company listed on the TSX Venture Exchange in Canada. He is also a fellow of the Hong Kong Institute of Directors and the Life Honorary President of the Hong Kong Energy and Minerals United Associations (International) Limited. He is also active in social affairs and was appointed as the Honorary Chairman of Hong Kong Association of Youth Development, the Honorary President of Sha Tin District Junior Police Call, the Honorary President of the Fire Safety Ambassador Club and Shatin Sports Association. Mr. Yan is currently a director of Ablaze Rich, which has an interest in such number of Shares under Part XV of the SFO as disclosed in the section headed "Directors' Report — Directors' interests in Shares, underlying Shares and debentures of the Company and its associated corporation" of this annual report.

**Ms. LAM Kwan (林群)**, aged 50, is the chief executive officer of the Company, an executive Director and the co-founder of the Group. Ms. Lam is the spouse of Mr. Yan. Ms. Lam is primarily responsible for the Group's day-to-day management and overall business operations as well as its finance and administrative management. She is also a director of each of the subsidiaries of the Company. Ms. Lam has extensive experience in the marine transportation industry. Ms. Lam is currently a director of Adex Mining Inc. (TSXV Stock code: ADE), a company listed on the TSX Venture Exchange in Canada and a director of KLV Holdings Limited (SGX Stock Code: 504), a company listed on Singapore Exchange Securities Trading Limited. She is also a vice-chairman of Pok Oi Hospital, an honorary director of Hong Kong Baptist University Foundation, a director of the Hong Kong Energy and Minerals United Associations (International) Limited and a fellow of the Hong Kong Institute of Directors. She graduated from Dongbei University of Finance and Economics in 1990 with a bachelor's degree in English for Finance in the Department of Foreign Language for Finance. Ms. Lam is currently a director of Ablaze Rich, which and Ms. Lam herself have an interest in such number of Shares under Part XV of the SFO as disclosed in the section headed "Directors' Report — Directors' interests in Shares, underlying Shares and debentures of the Company and its associated corporation" of this annual report.

## BOARD OF DIRECTORS AND SENIOR MANAGEMENT

**Mr. CAO Jiancheng (曹建成)**, aged 61, has been serving as an executive Director of the Company since June 2010. Mr. Cao is responsible for the Group's overall operational management. Mr. Cao has more than 35 years of experience in the marine transportation industry. Mr. Cao has been a captain of ocean-going cargo ships since around 1982. Before joining the Group, he had worked for 廣州海順船務有限公司 (Guangzhou Hai Shun Shipping Corporation) as a captain from 1985 to 1989. Mr. Cao also worked for Hong Kong Ming Wah Shipping Company Limited as an operator, chartering member, deputy manager, manager and vice-president from 1989 to 2000. He had also held management position as a manager at Valles Steamship Company Limited from 2001 to 2002. Mr. Cao completed the training course for international shipping professional education and obtained a certificate of completion from 上海海運學院 (Shanghai Maritime Institute) in December 1991 through long distance learning, and graduated from Murdoch University with a Master degree of Business Administration in March 1999. Mr. Cao had also been a captain as recognised by the Maritime Affairs Inspection Bureau of the PRC, the Directorate General of Consular and Maritime Affairs of The Republic of Panama and the Bureau of Maritime Affairs of the Ministry of Transport of The Republic of Liberia. Mr. Cao has an interest in such number of Shares under Part XV of the SFO as disclosed in the section headed "Directors' Report — Directors' interests in Shares, underlying Shares and debentures of the Company and its associated corporation" of this annual report.

### Independent non-executive Directors

**Mr. CHEUNG Kwan Hung (張鈞鴻)**, aged 66, has been serving as an independent non-executive Director of the Company since September 2010. Mr. Cheung graduated from Hong Kong Polytechnic with a Higher Diploma in Accountancy in 1978 and is a member of the Association of Chartered Certified Accountants and the Hong Kong Institute of Certified Public Accountants. Mr. Cheung has extensive experience in accounting, finance, corporate management and investment banking, specializing in equity/debt fund raising, mergers and acquisitions and corporate and debt restructuring, as well as private financial consultancy work. Mr. Cheung is currently also an independent non-executive director of two companies listed on the Main Board of the Stock Exchange, namely Tou Rong Chang Fu Group Limited (formerly known as PetroAsian Energy Holdings Limited) (Stock Code: 850) and NewOcean Energy Holdings Limited (Stock Code: 342). Mr. Cheung had been an independent non-executive director of Gold Tat Group International Limited (formerly known as Mobile Telecom Network (Holdings) Limited) (Stock Code: 8266), a company listed on the GEM of the Stock Exchange, from August 2010 to March 2015. Mr. Cheung has an interest in such number of Shares under Part XV of the SFO as disclosed in the section headed "Directors' Report — Directors' interests in Shares, underlying Shares and debentures of the Company and its associated corporation" of this annual report.

## BOARD OF DIRECTORS AND SENIOR MANAGEMENT

**Dr. CHAN Chung Bun, Bunny (陳振彬)**, *GBS, JP*, aged 60, has been serving as an independent non-executive Director of the Company since September 2010. Dr. Chan has extensive experience in commerce and is currently the chairman of Prospectful Holdings Limited. Dr. Chan is active in community affairs in Hong Kong. Dr. Chan has been chairman of the Kwun Tong District Council since 2004. He has been appointed as vice-chairperson of the Community Care Fund Task Force of the Commission on Poverty from 1 December 2012 and as a member of the Council for Sustainable Development from 1 March 2015. Dr. Chan was appointed as Justice of Peace in 2002 and was awarded the Bronze Bauhinia Star medal in 2004, the Silver Bauhinia Star medal in 2009 and the Gold Bauhinia Star medal in 2014 by the government of Hong Kong. Dr. Chan was conferred Doctor of Business Administration, *honoris causa*, in December 2013 by the Open University of Hong Kong. Dr. Chan is currently also an independent non-executive director of two companies listed on the Main Board of the Stock Exchange, namely Li Ning Company Limited (Stock Code: 2331) and Speedy Global Holdings Limited (Stock Code: 540). Dr. Chan has an interest in such number of Shares under Part XV of the SFO as disclosed in the section headed "Directors' Report — Directors' interests in Shares, underlying Shares and debentures of the Company and its associated corporation" of this annual report.

**Mr. WAI Kwok Hung (韋國洪)**, aged 63, has been serving as an independent non-executive Director of the Company since September 2010. Mr. Wai was appointed as Justice of Peace in July 2002 and was awarded the Silver Bauhinia Star medal in 2008 by the government of Hong Kong. Mr. Wai had been an independent non-executive director of Town Health International Medical Group Limited (formerly known as Town Health International Investments Limited) (Stock Code: 3886), a company listed on the Main Board of the Stock Exchange, from July 2002 to September 2015. Mr. Wai has an interest in such number of Shares under Part XV of the SFO as disclosed in the section headed "Directors' Report — Directors' interests in Shares, underlying Shares and debentures of the Company and its associated corporation" of this annual report.

### Senior management

**Mr. SUNG Lik Man (宋力文)**, aged 46, is the vice general manager of the Group. Mr. Sung is responsible for the Group's overall operational management. He obtained his bachelor's degree in Maritime Management from Dalian Maritime University (大連海事大學) in July 1995. Mr. Sung has extensive experience in the marine transportation industry and he joined the Group in June 2010 as the vice general manager of Union Apex. Before joining Union Apex, Mr. Sung was the chartering manager of Million Miles Shipping (Hong Kong) Limited from March 2003 to June 2010. Before joining Million Miles Shipping (Hong Kong) Limited, Mr. Sung also worked for COSCO (Hong Kong) Shipping Co., Ltd., a subsidiary of China COSCO Holdings Company Limited (Stock Code: 1919), a company listed on the Main Board of the Stock Exchange, from February 2000 to February 2003.

**Mr. Chan Wai Shing (陳偉盛)**, aged 38, has been the chief financial officer and company secretary of the Company since 28 November 2017. Mr. Chan is responsible for corporate finance, investor relations, financial management and company secretarial matters of the Company. Mr. Chan was qualified as a certified public accountant of the Hong Kong Institute of Certified Public Accountants in September 2005 and was admitted as a fellow of the Association of Chartered Certified Accountants in November 2009. He graduated from City University of Hong Kong with a bachelor's degree in accountancy in 2001 and a master's degree in financial analysis at the Hong Kong University of Science and Technology in 2012. Mr. Chan gained extensive experience in corporate finance, investor relationship, auditing, advisory and financial management. Prior to joining the Group, Mr. Chan served as the senior management of several listed companies and worked for an international accounting firm for over 7 years.

## CORPORATE GOVERNANCE REPORT

The Board and the management of the Company are committed to a high standard of corporate governance. The Company considers that such commitment is essential for effective management, healthy corporate culture, successful business growth, balance of business risk and enhancement of shareholders' value.

### The CG Code

The Company has adopted the principles and code provisions set out in the CG Code contained in Appendix 14 to the Listing Rules as the Company's code on corporate governance practices. Throughout the year ended 31 March 2018 and up to the date of this annual report, the Company had been in compliance with the code provisions set out in the CG Code.

### The Board

The Board assumes responsibility for leadership and control of the Company, and is responsible and has general powers for management and conduct of the business of the Company. The Directors, individually and collectively, are committed to acting in good faith in the best interests of the Company and its shareholders. To assist in the discharge of their duties, the Directors have free and direct access to both the Company's external auditors and procedures are in place to allow the Directors to obtain independent professional advice at the Company's expense.

#### Board composition

As at the date of this annual report, the Board is composed of three executive Directors and three independent non-executive Directors:

##### *Executive Directors*

Mr. YAN Kim Po (殷劍波) (*Chairman*)  
Ms. LAM Kwan (林群) (*Chief Executive Officer*)  
Mr. CAO Jiancheng (曹建成)

##### *Independent non-executive Directors*

Mr. CHEUNG Kwan Hung (張鈞鴻)  
Dr. CHAN Chung Bun, Bunny (陳振彬)  
Mr. WAI Kwok Hung (韋國洪)

The biographies of the Directors are set out under the section headed "Board of Directors and Senior Management" of this annual report.

Save for the spousal relationship between Mr. Yan and Ms. Lam, both being executive Directors, there is no other family relationship between any of the Directors, nor is there any financial, business or other material or relevant relationships among the members of the Board.

## CORPORATE GOVERNANCE REPORT

### Roles and responsibilities of the Board

The position of the Chairman and Chief Executive Officer are held by two different persons in order to maintain an effective segregation of duties and a balanced judgment of views.

Mr. Yan is the Chairman of the Company. The Chairman provides leadership and is responsible for effective functioning of the Board in accordance with good corporate governance practice. With the support of the senior management, the Chairman is also responsible for ensuring that the Directors receive adequate, complete and reliable information in a timely manner and appropriate briefing on issues arising at Board meetings, and that all key and appropriate issues are discussed by the Board in a timely manner.

Ms. Lam is the Chief Executive Officer of the Company. The Chief Executive Officer is responsible for managing the Group's business, including the development and implementation of major strategies and initiatives adopted by the Board with the support from other executive Directors and senior management, and within those authorities delegated by the Board.

The experience and views of our independent non-executive Directors are held in high regard and contribute to the effective direction of the Group.

The Board has reserved for its decision or consideration matters covering mainly the Group's overall strategy, investment plans, annual and interim results, recommendations on Directors' appointment or reappointment, material contracts and transactions as well as other significant policies and financial matters. The Board has delegated the day-to-day responsibility to the senior management under the supervision of the Board.

### Appointment and election of Directors

The Board is empowered under the Articles to appoint any person as a Director either to fill a casual vacancy on the Board or as an addition to the existing Board. The Board has delegated to the Nomination Committee the duty to identify and recommend individuals suitably qualified to become Board members when necessary. The Nomination Committee is also responsible for reviewing the structure, size and composition (including the skills, knowledge and experience) of the Board on a regular basis and to assess the independence of the independent non-executive Directors, having regard to the requirements under the Listing Rules.

Each of the executive Directors has entered into a service contract with the Company for a term of three years. Also, each of the independent non-executive Directors has entered into a letter of appointment for a term of three years. Each of the Directors is subject to retirement by rotation in accordance with the Articles. According to article 84 of the Articles, one-third of the Directors for the time being (or, if their number is not a multiple of three, the number nearest to but not less than one-third) shall retire from office by rotation provided that every Director shall be subject to retirement at the annual general meeting at least once every three years.

In accordance with the Articles, Mr. Cao Jiancheng and Mr. Cheung Kwan Hung will retire by rotation at the forthcoming annual general meeting of the Company and being eligible, offer themselves for re-election.

The Company's circular containing, among others, detailed information of the Directors standing for re-election at the forthcoming annual general meeting of the Company will be dispatched to the shareholders in due course.

## CORPORATE GOVERNANCE REPORT

### Board Diversity Policy

The Board has adopted a board diversity policy since August 2013. The policy sets out the approach to achieve and maintain diversity on the Board in order to enhance the effectiveness of the Board. The Company considered that diversity of board members can be achieved through consideration of a number of aspects, including but not limited to gender, age, cultural and educational background, professional experience, skills, knowledge and length of service.

Based on the business needs of the Group, the Nomination Committee has recommended and the Board has adopted the following measurable objectives:

- (i) a prescribed proportion of Board members shall be non-executive Directors or independent non-executive Directors;
- (ii) a prescribed proportion of Board members shall have obtained accounting or other professional qualifications; and
- (iii) a prescribed proportion of Board members shall have more than seven years of experience in the industry he is specialised in.

The Nomination Committee shall monitor the implementation of the board diversity policy and review the progress of its measurable objectives from time to time. Based on its review, the Nomination Committee considers that the current Board is well-balanced and of a diverse mix appropriate for the business development of the Company.

### Independent non-executive Directors

In compliance with Rule 3.10(1) of the Listing Rules, there are three independent non-executive Directors on the Board. Among the three independent non-executive Directors, Mr. Cheung Kwan Hung has appropriate professional qualification in accounting or related financial management expertise as required by Rule 3.10(2) of the Listing Rules. The Company has received from each of its independent non-executive Directors the written confirmation of his independence with reference to Rule 3.13 of the Listing Rules. The Company, based on such confirmation, considers all three independent non-executive Directors, namely Mr. Cheung Kwan Hung, Dr. Chan Chung Bun, Bunny and Mr. Wai Kwok Hung to be independent.

### Induction, development and training of Directors

Every Board member has received a director's handbook upon joining the Group, which lays down the guidelines on conduct for the Board and Board committee members and other key governance issues, including but not limited to Board procedures and all applicable laws, rules and regulations that they are required to observe during their service in the Board. The director's handbook will be updated from time to time as and when appropriate.

A formal and tailored induction programme will be arranged for each new Director, which includes a briefing on the Group's structure, businesses and governance practices by the senior management. To seek continuous improvement, the Directors are encouraged to attend relevant training sessions, particularly on corporate ethics and integrity matters, risk management, and relevant new laws and regulations, from time to time.

## CORPORATE GOVERNANCE REPORT

To ensure the Directors' contribution to the Board remains informed and relevant and in compliance with code provision A.6.5 of the CG Code, the Company shall arrange and fund suitable training for Directors to develop and refresh their knowledge and skills. During the year under review, the Directors participated in the kinds of training as follows:

<b>Name of Director</b>	<b>Kind of Training</b>
<i>Executive Directors</i>	
Mr. YAN	A, B
Ms. LAM	A, B
Mr. CAO Jiancheng	A, B
<i>Independent non-executive Directors</i>	
Mr. CHEUNG Kwan Hung	A, B
Dr. CHAN Chung Bun, Bunny	A, B
Mr. WAI Kwok Hung	A, B

A: Reading materials on legal and regulatory updates

B: Attending seminar, training and/or conference relevant to the Group's business or Directors' duties

### Corporate governance functions

The Board is responsible for performing the corporate governance duties and has adopted a written guideline on corporate governance functions in compliance with the CG code.

The duties of the Board in respect of corporate governance functions are summarized as follows:

- (i) to develop and review the Company's policies and practices on corporate governance;
- (ii) to review and monitor the training and continuous professional development of Directors and senior management;
- (iii) to review and monitor the Company's policies and practices on compliance with legal and regulatory requirements;
- (iv) to develop, review and monitor the code of conduct and compliance manual (if any) applicable to employees and Directors; and
- (v) to review the Company's compliance with the code provisions as set out in the CG Code and its disclosure requirements in the Corporate Governance Report.

During the year, the Board reviewed and monitored the training of the Directors, and the Company's policies and practices on compliance with legal and regulatory requirements.



## CORPORATE GOVERNANCE REPORT

### Board committees

The Board has established the following Board committees with defined terms of reference, which are on no less exacting terms than those set out in the CG Code:

- Audit Committee
- Nomination Committee
- Remuneration Committee

Each committee has authority to engage outside consultants or experts as it considers necessary to discharge the committee's responsibilities. The Board and each Director also have separate and independent access to the management whenever necessary. The company secretary of the Company is responsible to take and keep minutes of all Board and Board committee meetings. Minutes of all Board and Board committee meetings are circulated to all Board members. The Board committees' member list is set out in the section "Corporate Information" of this annual report.

### Audit Committee

The Audit Committee was established to review the Group's financial and other reporting, risk management, internal control systems, external and internal audits and such other matters as the Board determines and as required by the Listing Rules as amended from time to time. The Audit Committee shall assist the Board in fulfilling its responsibilities by providing independent review and supervision of financial reporting, and by satisfying themselves as to the effectiveness of the risk management and internal control systems of the Group. The written terms of reference of the Audit Committee were adopted by the Board on 13 September 2010 and revised on 30 March 2016 and have been posted on the websites of the Stock Exchange and the Company.

The Audit Committee currently consists of three independent non-executive Directors, namely Mr. Cheung Kwan Hung, Dr. Chan Chung Bun, Bunny and Mr. Wai Kwok Hung. Mr. Cheung Kwan Hung is the chairman of the Audit Committee. Meetings of the Audit Committee shall be held at least two times a year.

The Audit Committee held two meetings during the year ended 31 March 2018 to review, with the management and the Company's external auditors, the financial results and reports, financial reporting (including cash flow forecast), the Group's significant internal control and financial matters as set out in the Audit Committee's written terms of reference and make relevant recommendations to the Board. The Company's annual results for the year ended 31 March 2018 have been reviewed by the Audit Committee.

## CORPORATE GOVERNANCE REPORT

### Nomination Committee

The Nomination Committee was established to recommend to the Board on the appointment of Directors, evaluate the structure, size, composition and diversity (including but not limited to gender, age, cultural and educational background, professional experience, skills, knowledge and length of service) of the Board at least annually, agree on measurable objectives for achieving diversity on the Board, assess the independence of the independent non-executive Directors and the management of board succession, having regard to the requirements under the Listing Rules. The written terms of reference of the Nomination Committee were adopted by the Board on 13 September 2010 and revised on 30 August 2013 and have been posted on the websites of the Stock Exchange and the Company.

The Nomination Committee has adopted written nomination procedures for selection of candidates for directorship of the Company. The Nomination Committee shall, based on criteria such as skills, experience, professional knowledge, personal integrity and time commitments of such individuals, the Company's needs and other relevant statutory requirements and regulations, identify and recommend the proposed candidate to the Board for approval of appointment.

The Nomination Committee consists of an executive Director and two independent non-executive Directors, namely Mr. Yan, Dr. Chan Chung Bun, Bunny and Mr. Wai Kwok Hung. Mr. Yan is the chairman of the Nomination Committee. Meetings of the Nomination Committee shall be held at least once a year and as and when required or as requested by the responsible Director or the Chairman.

The Nomination Committee held one meetings during the year ended 31 March 2018 to review the structure, size and composition of the Board, the independence of the independent non-executive Directors and the measurable objectives of the board diversity policy and to consider the qualifications of the retiring Directors standing for election at the annual general meeting of the Company.

### Remuneration Committee

The Remuneration Committee was established to recommend to the Board from time to time on the Company's remuneration policy and structure for all remuneration of the Directors and the senior management of the Company, and to ensure that the Directors and the senior management of the Company are fairly rewarded in light of their contribution to the Company and their performance and that they receive appropriate incentives to maintain high standards of performance and to improve their performance and the Company's performance. The written terms of reference of the Remuneration Committee were adopted by the Board on 13 September 2010 and revised on 29 March 2012 and have been posted on the websites of the Stock Exchange and the Company.

The Remuneration Committee consists of an executive Director and two independent non-executive Directors, namely Mr. Yan, Mr. Cheung Kwan Hung and Dr. Chan Chung Bun, Bunny. Dr. Chan Chung Bun, Bunny is the chairman of the Remuneration Committee. Meetings of the Remuneration Committee shall be held not less than once a year.

The Remuneration Committee held one meetings during the year ended 31 March 2018 to review and make recommendation to the Board on the remuneration policy and structure of the Company, the remuneration packages of the Directors and senior management and other related matters.

## CORPORATE GOVERNANCE REPORT

Pursuant to code provision B.1.5 of the CG Code, the annual remuneration of the members of the senior management by band for the year ended 31 March 2018 is set out below:

Remuneration band (HK\$)	Number of individuals
1,000,000-1,499,999	0
500,000-999,999	2
1-499,999	0

## Remuneration of Directors

The remuneration of the Directors is determined by the Remuneration Committee with reference to the duties, responsibilities, performance of the Directors and the results of the Group.

## Board and Board committee meetings

The Board aims to meet in person or by means of electronic communication as appropriate. With respect to regular meetings of the Board and the Board committees, the Directors usually receive at least 14 days prior written notice of the meeting. Meeting agenda with relevant supporting documents are sent to all Directors before each Board meeting or Board committee meeting.

Senior management is invited to join all Board meetings to enhance the Board and management communication.

The individual attendance record of each Director at the meetings of the Board and the Board committees during the year ended 31 March 2018 is set out below.

Name of Directors	Board Meeting	Audit Committee Meeting	Remuneration Committee Meeting	Nomination Committee Meeting
Mr. YAN	9/9	—	1/1	1/1
Ms. LAM	8/9 (note 1)	—	—	—
Mr. CAO Jiancheng	8/9 (note 1)	—	—	—
Mr. CHEUNG Kwan Hung	9/9	2/2	1/1	—
Dr. CHAN Chung Bun, Bunny	9/9	2/2	1/1	1/1
Mr. WAI Kwok Hung	9/9	2/2	—	1/1

Note:

- During the year ended 31 March 2018, one meeting was held between the Chairman and independent non-executive Directors without the executive Directors present in compliance with the code provision A2.7 of the CG Code.

## CORPORATE GOVERNANCE REPORT

**Auditor's remuneration**

During the year ended 31 March 2018, the remuneration payable/paid to PricewaterhouseCoopers, the external auditor of the Company, is set out as follows:

<b>Services rendered</b>	<b>Year ended 31 March 2018 US\$'000</b>
Audit services	177

**The Model Code**

The Company has adopted the Model Code as its code of conduct regarding Directors' securities transactions.

The Directors have confirmed that, following specific enquiry by the Company, they have complied with the required standards as set out in the Model Code for the year ended 31 March 2018 and up to the date of this annual report.

**Company secretary**

The company secretary of the Company is Mr. Chan Wai Shing, who is also the chief financial officer of the Company, a fellow of the Association of Chartered Certified Public Accountants, and is a member of the Hong Kong Institute of Certified Public Accountants. Mr. Chan has complied with rule 3.29 of the Listing Rules for taking not less than 15 hours of relevant professional training during the year.

**Risk management and internal control**

The Group recognized that risks are inherent in the business and markets in which we operate. The challenge is to identify and manage these risks so that they can be understood, minimized, avoided or transferred. This demands a proactive approach to risk management and an effective group-wide risk management framework.

The Board acknowledges that it is responsible for the risk management and internal control systems of the Group on an ongoing basis and reviewing their effectiveness at least annually. Risk management is effected by our people at every level within the Group. We integrate the risk management into our business processes including strategy development, business planning, capital allocation, investment decisions, internal control and day-to-day operations.

During the year ended 31 March 2018, the Board, through the Audit Committee, conducted a review of the effectiveness of the risk management and internal control systems of the Group, including the adequacy of resources, staff qualifications and experience, training programmes and budget of the Group's accounting, internal audit and financial reporting functions. The Group considers the review of the internal control systems are effective and adequate. Our systems are designed to manage the risk of failure to achieve corporate objectives and aim to provide reasonable assurance against material misstatement, loss or fraud. The Board delegates to the management to design, implement and ongoing assess our internal control systems, while the Board through its Audit Committee oversees and reviews the effectiveness of the risk management and internal control systems of the Group. Qualified professionals within the business maintain and monitor these systems of control on an ongoing basis.

## CORPORATE GOVERNANCE REPORT

Described below are the main characteristics of our risk management and internal control framework.

### Control Environment

The scope of internal control relates to three major areas:

- effectiveness and efficiency of operations;
- reliability of financial reporting; and
- compliance with Listing Rules and other applicable laws and regulations.

The Group operates within an established control environment, which is consistent with the principles outlined in Internal Control and Risk Management — A Basic Framework issued by the Hong Kong Institute of Certified Public Accountants.

### Risk Governance Structure

Our governance structure facilitates risk identification and escalation whilst providing assurance to the Board. We assign clear roles and responsibilities and facilitate the implementation of policies and guidelines. Our governance structure consists of three layers of roles and responsibilities to manage risk and internal control as below:

Role	Accountability	Responsibilities
Oversight	Audit Committee of the Board	<ul style="list-style-type: none"> <li>— Oversees of material risks, corporate governance, financial reporting, risk management and internal control systems</li> </ul>
Risk reporting and communication	Chief Financial Officer (“CFO”) and supporting team	<ul style="list-style-type: none"> <li>— communicate and assess the Group’s risk profile and material risks</li> <li>— identify areas for improvement of risk management and internal control systems</li> <li>— track progress of mitigation plans and activities of material risks and report to the Board</li> </ul>
Risk and control ownership	Business Units, Support Functions and Individuals	<ul style="list-style-type: none"> <li>— Day-to-day monitoring and execution of internal control systems</li> <li>— Reporting to Chief Financial Officer according to our risk management framework</li> </ul>

## CORPORATE GOVERNANCE REPORT

### Our Risk Management Process

Our risk management process is embedded in our strategy development, business planning, capital allocation, investment decisions, internal controls and day-to-day operations. This includes risk identification, exposure evaluation, risk level, control gaps and priorities evaluation, control development and execution and mitigation planning. There is also a continual process with periodic monitoring, review and reporting in place.

- Quarterly risk review process at group level — Our business units are required to report quarterly their material risks identification through their risk management process to the CFO.
  - The CFO reviews the risks identification reports, scrutinizes the material risks and ensures the controls and mitigation measures are in place or in progress.
  - For material and having a longer term effect's emerging risks, CEO will discuss with the directors for the monitoring measures and mitigation plans.
- Risk review process for investment decisions — All new investments must be reviewed on the risk of the investment by the CFO. CFO and his supporting team will provide suggestions to the Board regarding to the risks of the new investment, and any actions that can be done to control and mitigate the risks.
- Risk management integrated with internal control systems — Risk Management is closely linked to the Group's internal control framework. Key controls are subject to testing in order to assess their effectiveness.
- Risk Management in the business planning process — Our business units are required to identify all material risks that may impact their achievement of business objectives. The business units are also required to develop plans to mitigate the identified risks and for implementation and budget purpose. Our material risks are set out below.

### Risk Management Monitoring

Our CFO and his supporting team regularly monitor and update the Group's risk profile and exposure and review the effectiveness of the internal control systems in mitigating risks.

### Inside Information

The Group regulates the handling and dissemination of inside information as set out in the Group's corporate governance policy and various subsidiary procedures to ensure inside information remains confidential until the disclosure of such information is appropriately approved, and the dissemination of such information is efficiently and consistently made.

## CORPORATE GOVERNANCE REPORT

### Internal and External Audit Function

#### *Internal Audit Function*

The internal audit function is carried out by the internal audit team. Under the supervision of the Audit Committee, it independently reviews compliance with Group's policies and guidelines, legal and regulatory requirements, risk management and internal control systems and evaluates their adequacy and effectiveness.

The internal audit team reports all major findings and recommendations to the Audit Committee on a regular basis. The internal audit plan is linked to the Group's day-to-day operation and is reviewed and endorsed by the Audit Committee.

The principal tasks of the internal audit team include:

- Preparation of an internal audit plan using a risk-based assessment methodology that covers the Group's all operations
- Review of all operations, controls and compliance with the Group's policies, procedures, rules and regulations. The audit scope covers significant controls including financial, operational and compliance controls, and risk management policies and procedures
- Review of special areas of concerns or risks as raised by the Audit Committee and senior management

Major audit findings and recommendations from the internal audit team, and management's response to these findings and recommendations, are presented to the Audit Committee. The implementation of all recommendations is followed up on an annual basis and the status is reported to the Audit Committee at its meetings.

#### *External Audit Function*

Our external auditor, PricewaterhouseCoopers (PwC), performs independent statutory audits of the Group's financial statements. To facilitate the audit, the external auditor attended all meetings of the Audit Committee. PwC noted that there is no significant internal control weaknesses in its audit for 2018.

### Management function

The management team of the Company meets regularly to review and discuss with the executive Directors on day-to-day operational issues, financial and operating performance as well as to monitor and ensure that the management is carrying out the directions and strategies set by the Board properly.

## CORPORATE GOVERNANCE REPORT

**Responsibilities in respect of the consolidated financial statements**

The Board is responsible for presenting a balanced, clear and comprehensible assessment of the Group's annual and interim reports, inside information announcements and other disclosures required under the Listing Rules and other regulatory requirements. To discharge this responsibility, the Board regularly reviews the reports prepared by the management on the Group's financial and operational performance as well as the development of major initiatives.

The Directors acknowledge their responsibilities for preparing the financial statements of the Company for the year ended 31 March 2018.

The statement of the external auditor of the Company about their reporting responsibilities on the consolidated financial statements is set out in the "Independent Auditor's Report" on page 63.

The Group reported a net loss attributable to equity holders of approximately US\$2.8 million for the year ended 31 March 2018 and net current liabilities of approximately US\$18.8 million as at 31 March 2018. These conditions, as set forth in Note 2.1 to the consolidated financial statements, indicate the existence of a material uncertainty which may cast significant doubt over the Group's ability to continue as a going concern. The directors of the Company have reviewed the Group's cash flow projections, which cover a period of twelve months from 31 March 2018. The directors are of the opinion that, after taking into account both the plans and measures mentioned in Note 2.1 to the consolidated financial statements, the Group will have sufficient working capital to meet its financial obligations as and when they fall due within the next twelve months from 31 March 2018. The opinion in the "Independent Auditor's Report" is not modified in respect of this matter.

The Directors acknowledge their responsibilities for preparing the financial statements of the Company on the going concern basis.

**Shareholders' communication and rights**

A shareholder's communication policy was established by the Company to promote effective communication with shareholders of the Company and encourage effective participation by shareholders at general meetings of the Company.

During the year ended 31 March 2018, one general meeting of the Company was held, i.e. the annual general meeting of the Company held on 26 September 2017, and the attendance of each Director at the annual general meeting of the Company is set out as follows:

<b>Name of Directors</b>	<b>General meeting of the Company</b>
Mr. YAN	1/1
Ms. LAM	1/1
Mr. CAO Jiancheng	1/1
Mr. CHEUNG Kwan Hung	1/1
Dr. CHAN Chung Bun, Bunny	1/1
Mr. WAI Kwok Hung	1/1



## CORPORATE GOVERNANCE REPORT

The rights of shareholders are contained in the Articles. A resolution put to the vote of a general meeting of the Company shall be decided by way of a poll. Poll results are published on the websites of the Stock Exchange and the Company within specified time following the meeting in accordance with the Listing Rules.

The general meetings of the Company provide an opportunity for communication between the shareholders and the Board. Any enquiries by shareholders requiring the Board's attention can be sent in writing to the company secretary at the Company's principal place of business in Hong Kong. Shareholders are also welcome to discuss matters of business substance with the Board and the management and to give us valuable advice on both operational and governance matters.

External auditor of the Company will be invited to attend the forthcoming annual general meeting of the Company to answer any questions from the shareholders on the audit of the Company.

In accordance with article 58 of the Articles, any one or more members of the Company holding at the date of deposit of the requisition not less than one-tenth of the paid up capital of the Company carrying the right of voting at general meetings of the Company shall at all times have the right, by written requisition to the Board or the company secretary of the Company, to require an extraordinary general meeting to be called by the Board for the transaction of any business specified in such requisition; and such meeting shall be held within two (2) months after the deposit of such requisition. If within twenty-one (21) days of such deposit the Board fails to proceed to convene such meeting the requisitionist(s) himself (themselves) may do so in the same manner, and all reasonable expenses incurred by the requisitionist(s) as a result of the failure of the Board shall be reimbursed to the requisitionist(s) by the Company.

If a shareholder wishes to make proposals at a shareholders' meeting, the requisition must state the purpose of the meeting, and must be signed by the requisitionist(s) and deposited at the Company's principal place of business in Hong Kong attention to the company secretary of the Company. In compliance with Rule 13.51D of the Listing Rules, the Company has also published the procedures for shareholders to propose a person for election as a Director on the Company's website.

### Investor relations

The Company maintains a website at [www.greatharvestmg.com](http://www.greatharvestmg.com) where information and updates on the list of Directors and their roles and functions, constitutional documents, terms of reference of the Board committees, procedure for shareholders to propose candidate(s) for election as Directors, and other corporate communications of the Company are posted. Information on the Company's website will be updated from time to time.

The Company increased its authorised share capital on 26 September 2017. Please refer to the announcement of the Company dated 22 August 2017 and the circular of the Company dated 25 August 2017 for further details. Save as disclosed, there was no other change to the Company's constitutional documents during the year ended 31 March 2018.

## AUDIT COMMITTEE REPORT

For the year ended 31 March 2018, the Audit Committee's review covered the audit plans and findings of the external auditor and internal control team, external auditor's independence and performance, the Group's accounting principles and practices, Listing Rules and statutory compliance, connected transactions, internal control systems, risk management, treasury, financial reporting matters (including the interim and annual reports for the Board's approval) and the adequacy of resources, qualifications and experience of staff of the Company's accounting and financial reporting function as well as their training programmes and budget.

The Audit Committee has reviewed with the management the accounting principles and practices adopted by the Group and discussed financial reporting matters including a review of the audited consolidated financial information for the year ended 31 March 2018. In carrying out this review, the Audit Committee has relied on the audit conducted by the Group's external auditor in accordance with the Hong Kong Standards on Auditing issued by the Hong Kong Institute of Certified Public Accountants. Based on this review and discussions with the management, the Audit Committee is satisfied that the consolidated financial statements have been prepared in accordance with applicable accounting standards and fairly present the Group's financial position and results for the year ended 31 March 2018. The Audit Committee therefore recommended the consolidated financial statements for the year ended 31 March 2018 to be approved by the Board.

The Audit Committee has also reviewed the internal control systems to ensure compliance with relevant legislations and regulations. An internal audit review has been conducted which covered the Group's internal control systems, risk management, adequacy of resources, qualifications and experience of staff of the Company's accounting and financial reporting function as well as their training programmes and budget.

The consolidated financial statements of the Company for the year ended 31 March 2018 have been audited by PricewaterhouseCoopers.

### **Members of the Audit Committee**

Mr. CHEUNG Kwan Hung (*Chairman of Audit Committee*)

Dr. CHAN Chung Bun, Bunny

Mr. WAI Kwok Hung

Hong Kong, 26 June 2018

## DIRECTORS' REPORT

The Directors are pleased to present this annual report together with the audited consolidated financial statements for the year ended 31 March 2018.

### Principal activities

The principal activity of the Company is investment holding. The principal business of the Group is chartering out of the Group's own dry bulk vessels and property investment and development.

The principal activities and other particulars of the subsidiaries of the Company are set out in Note 15 to the consolidated financial statements.

### Business review

Further discussion and review on the business activities of the Group as required by Schedule 5 to the Hong Kong Companies Ordinance (Cap. 622), including a description of the principal risks and uncertainties facing the Group and an indication of likely future development in the Group's business are contained in the section headed "Management Discussion and Analysis" of this annual report. This discussion forms part of this Directors' Report. In addition, details of the Group's financial risk management are disclosed in note 3 to the consolidated financial statements.

### Results and dividends

The results of the Group for the year are set out in the consolidated statement of comprehensive income on page 69. The Directors did not recommend payment of any final dividend for the year ended 31 March 2018 (2017: Nil).

### Environmental, society and governance

The Group is determined to become a responsible enterprise, and is committed to perfecting its business. At the same time, the Group has been actively improving the local community environment and taking part in community activities. The Group seeks to perform corporate citizenship, including the commitment of attaining the highest ethical standards, the provision of a safe and healthy workplace, and pay attention to the environment, resources utilisation and emissions in every aspect of its business as well as the contribution of resources to facilitate staff development training and the active involvement in charity. The Board is of the opinion that a good environmental, social and governance framework is of great importance to the development of the Group. Apart from the pursuit of business growth, the Group is also constantly perfecting in sectors such as environmental protection, social responsibilities and corporate governance. Meanwhile, the Group also hopes to achieve and improve its social responsibilities by enhancing corporate transparency. The Environmental, Social and Governance Report is set out at page 47 of this annual report.

As far as the Board and management are aware, the Group has complied in material respects with the relevant laws and regulations that have a significant impact on the business and operation of the Group. During the year ended 31 March 2018, there was no material breach of or non-compliance with the applicable laws and regulations by the Group.

The Group understands the importance of maintaining a good relationship with its employees, customers and suppliers to meet its immediate and long-term business goals. During the year ended 31 March 2018, there was no material and significant dispute between the Group and its employees, customers and suppliers.

## DIRECTORS' REPORT

### Reserves

Movements in the reserves of the Group and of the Company during the year are set out in Note 20 and Note 30 to the consolidated financial statements respectively.

### Property, plant and equipment

Details of the movements in property, plant and equipment of the Group are set out in Note 13 to the consolidated financial statements.

### Distributable reserves

At 31 March 2018, distributable reserves of the Company amounted to US\$45,031,000 (2017: US\$50,024,000).

### Pre-emptive rights

There are no provisions for pre-emptive rights under the Articles or the laws of the Cayman Islands, being the jurisdiction in which the Company was incorporated, which would oblige the Company to offer new shares on a pro-rata basis to existing shareholders of the Company.

### Five year financial summary

A summary of the Group's results and assets and liabilities for the preceding five financial years is set out on page 6 of this annual report.

### Share capital

Details of the movements in the share capital of the Company during the year ended 31 March 2018 are set out in Note 18 to the consolidated financial statements.

### Equity-linked agreements

Save for the grant of options under the Share Option Scheme of the Company as referred to in the paragraph headed "Share Option Scheme" below, no equity-linked agreements (as defined under the Companies (Directors' Report) Regulation, Chapter 622D of the Laws of Hong Kong) that will or may result in the Company issuing Shares or that require the Company to enter into any such agreement that will or may result in the Company issuing shares were entered into by the Company during the year or subsisting at the end of the year. Please refer to the section headed "Share Option Scheme" below and note 19 to the consolidated financial statement for further information about the Share Option Scheme.

### Purchase, sale or redemption of listed securities

Neither the Company nor any of its subsidiaries had purchased, sold or redeemed any of the Shares for the year ended 31 March 2018.

## DIRECTORS' REPORT

### Directors

The Directors of the Company during the year and up to the date of this annual report:

#### Executive Directors

Mr. YAN Kim Po (殷劍波) (*Chairman*)  
Ms. LAM Kwan (林群) (*Chief Executive Officer*)  
Mr. CAO Jiancheng (曹建成)

#### Independent non-executive Directors

Mr. CHEUNG Kwan Hung (張鈞鴻)  
Dr. CHAN Chung Bun, Bunny (陳振彬)  
Mr. WAI Kwok Hung (韋國洪)

In accordance with the Articles, Mr. CAO Jiancheng and Mr. CHEUNG Kwan Hung will retire by rotation at the forthcoming annual general meeting of the Company and being eligible, offer themselves for re-election.

### Biographical details of Directors and senior management

The biographical details of the Directors and the senior management of the Group are set out in the section headed "Board of Directors and Senior Management" of this annual report.

### Directors' service contracts

Each of the executive Directors of the Company has entered into a service contract with the Company. No Director or senior management of the Company has entered into any service contract with the Company, which is not determinable by the Company within one year without payment of compensation (other than statutory compensation).

### Permitted indemnity provisions

The Articles, which are currently in force and were in force during the year ended 31 March 2018, contain indemnity provisions which are permitted indemnity provisions under the Companies Ordinance (Chapter 622 of the Laws of Hong Kong) subject to the limitations specified in sections 468 and 469 thereof, for the benefit of the Directors. Pursuant to such provisions, the Company shall indemnify and hold harmless out of its assets and profits any Directors from and against all actions, costs, charges, losses, damages and expenses which they shall or may incur or sustain by or by reason of any act done, concurred in or omitted in or about the execution of their duty in their offices provided that this indemnity shall not extend to any matter in respect of any fraud or dishonesty which may attach to any of them. The Company has also taken out and maintained appropriate insurance cover to indemnify the Directors for liabilities that may arise out of corporate activities. The insurance coverage is reviewed on an annual basis. During the year ended 31 March 2018, no claims were made against the Directors.

## DIRECTORS' REPORT

**Directors' and Chief Executive interests in Shares, underlying Shares and debentures of the Company and its associated corporation**

As at 31 March 2018, the interests and short positions of the Directors and/or the chief executives of the Company in the shares, underlying shares and debentures of the Company and its associated corporations (within the meaning of Part XV of the SFO) which were required to be (i) notified to the Company and the Stock Exchange pursuant to Divisions 7 and 8 of Part XV of the SFO (including interests and short positions which he or she was taken or deemed to have under such provisions of the SFO); or (ii) recorded in the register required to be kept by the Company under section 352 of the SFO; or (iii) notified to the Company and the Stock Exchange pursuant to the Model Code, were as follows:

**Interest in Shares, underlying Shares and debentures of the Company:**

Name of Director	Capacity/ Nature of interest	Number of Shares held <i>(Note 1)</i>	Number of underlying Shares held <i>(Note 1)</i>	Approximate percentage of interest (%) <i>(Note 11)</i>
Mr. Yan	Interest of controlled corporation <i>(Note 2)</i>	622,215,000 (L)	—	67.17%
	Beneficial owner <i>(Note 3)</i>	—	2,100,000 (L)	0.23%
	Family interest <i>(Note 3)</i>	—	2,100,000 (L)	0.23%
	Family interest <i>(Note 4)</i>	727,500 (L)	—	0.08%
	Interest of controlled corporation <i>(Note 5)</i>	—	19,763,513 (L)	2.13%
	Beneficial owner and interest of spouse <i>(Note 6)</i>	—	381,843,064 (S)	41.22%
Ms. Lam <i>(Note 12)</i>	Interest of controlled corporation <i>(Note 2)</i>	622,215,000 (L)	—	67.17%
	Beneficial owner <i>(Note 3)</i>	—	2,100,000 (L)	0.23%
	Beneficial owner <i>(Note 4)</i>	727,500 (L)	—	0.08%
	Family interest <i>(Note 3)</i>	—	2,100,000 (L)	0.23%
	Interest of controlled corporation <i>(Note 5)</i>	—	19,763,513 (L)	2.13%
	Beneficial owner and interest of spouse <i>(Note 6)</i>	—	381,843,064 (S)	41.22%
Mr. Cao Jiancheng	Beneficial owner <i>(Note 7)</i>	500,000	7,300,000 (L)	0.84%
Mr. Cheung Kwan Hung	Beneficial owner <i>(Note 8)</i>	—	800,000 (L)	0.09%
Dr. Chan Chung Bun, Bunny	Beneficial owner <i>(Note 9)</i>	—	800,000 (L)	0.09%
Mr. Wai Kwok Hung	Beneficial owner <i>(Note 10)</i>	—	300,000 (L)	0.03%

## DIRECTORS' REPORT

### *Note(s):*

- (1) The letter "L" denotes the person's long position and "S" denotes the person's short position in the Shares and underlying Shares of the Company.
- (2) These 622,215,000 Shares were held by Ablaze Rich, the entire issued share capital of which was owned as to 51% by Mr. Yan and 49% by Ms. Lam, who were also directors of Ablaze Rich. Each of Mr. Yan and Ms. Lam was deemed to be interested in the Shares held by Ablaze Rich by virtue of the SFO.
- (3) On 21 October 2011, each of Mr. Yan and Ms. Lam was granted share options of the Company in respect of 2,100,000 Shares pursuant to the Share Option Scheme. All these share options remained outstanding as at 31 March 2018. As they have a spousal relationship, each of Mr. Yan and Ms. Lam was deemed to be interested in such number of Shares beneficially held by each other by virtue of the SFO.
- (4) These 727,500 Shares were held by Ms. Lam. As Mr. Yan and Ms. Lam have a spousal relationship, Mr. Yan was deemed to be interested in the Shares in which Ms. Lam was interested by virtue of the SFO.
- (5) These 19,763,513 Shares represented the conversion shares which may be allotted and issued to Ablaze Rich upon the exercise of the conversion rights attached to the First Convertible Bonds in the principal amount of US\$3,000,000, at a conversion price of HK\$1.184 per Conversion Share, at the exchange rate of HK\$7.8 to US\$1.0. The First Convertible Bonds were issued by the Company and subscribed by Ablaze Rich on 2 September 2013. Ablaze Rich had not yet exercised the conversion rights attached to the First Convertible Bonds as at 31 March 2018. Pursuant to the Subscription Agreement, Ablaze Rich would only convert the First Convertible Bonds in a manner that would not cause the Company to be in breach of the public float requirement of the Shares under Rule 8.08 of the Listing Rules. As the entire issued share capital of Ablaze Rich was owned as to 51% by Mr. Yan and 49% by Ms. Lam, each of Mr. Yan and Ms. Lam was deemed to be interested in these 19,763,513 Shares by virtue of the SFO.
- (6) These 381,843,064 Shares represented the total number of Shares which may be allotted and issued to Sfund upon the exercise of the conversion rights attaching to the Top Build Convertible Bonds for the aggregate principal amount of US\$54,000,000 at the initial conversion price of HK\$1.096 per Share and the exchange rate of HK\$7.75 to US\$1.00. Mr. Yan and Ms. Lam have granted the put option in favor of Sfund pursuant to which Sfund may request Mr. Yan and Ms. Lam to purchase these Top Build Convertible Bonds. The exercise of the conversion rights attaching to the Top Build Convertible Bonds is subject to the terms and conditions thereof, including the restriction against conversion which would cause the Company to be in breach of the minimum public float requirement under the Listing Rules. As they have a spousal relationship, each of Mr. Yan and Ms. Lam was deemed to be interested in the Shares in which the other was interested by virtue of the SFO.
- (7) On 21 October 2011 and 30 April 2015, Mr. Cao Jiancheng was granted share options of the Company in respect of 6,000,000 Shares and 2,300,000 Shares respectively pursuant to the Share Option Scheme. 7,300,000 share options remained outstanding as at 31 March 2018.
- (8) On 30 April 2015, Mr. Cheung Kwan Hung was granted share options of the Company in respect of 800,000 Shares pursuant to the Share Option Scheme. All these share options remained outstanding as at 31 March 2018.
- (9) On 30 April 2015, Dr. Chan Chung Bun, Bunny was granted share options of the Company in respect of 800,000 Shares pursuant to the Share Option Scheme. All these share options remained outstanding as at 31 March 2018.
- (10) On 30 April 2015, Mr. Wai Kwok Hung was granted share options of the Company in respect of 800,000 Shares pursuant to the Share Option Scheme. 300,000 share options remained outstanding as at 31 March 2018.
- (11) The percentage is calculated on the basis of 926,370,000 Shares in issue as at 31 March 2018.
- (12) Ms. Lam is also the Chief Executive Officer of the Company.

## DIRECTORS' REPORT

## Interest in shares and underlying shares of an associated corporation:

Name of Director	Name of associated corporation	Capacity/ Nature of interest	Number of shares held <i>(Note)</i>	Approximate percentage of interest (%)
Mr. Yan	Ablaze Rich	Beneficial owner	10,200 (L)	51.00%
Ms. Lam	Ablaze Rich	Beneficial owner	9,800 (L)	49.00%

*Note:* The letter "L" denotes the person's long position in the shares and underlying shares of an associated corporation.

Save as disclosed above, as at 31 March 2018, none of the Directors and chief executives of the Company had any interests or short positions in the shares, underlying shares or debentures of the Company or any of its associated corporations (within the meaning of Part XV of the SFO) which were required to be notified to the Company and the Stock Exchange pursuant to Divisions 7 and 8 of Part XV of the SFO or which were required, pursuant to section 352 of the SFO, to be entered in the register referred to therein, or were required pursuant to the Model Code to be notified to the Company and the Stock Exchange.

## Substantial shareholders' interests in Shares and underlying Shares of the Company

As at 31 March 2018, the interests and short positions of each person, other than a Director or chief executive of the Company, in the Shares or underlying Shares of the Company as recorded in the register kept by the Company under Section 336 of the SFO were as follows:

Name of shareholder	Capacity/ nature of interest	Number of Shares held <i>(Note 1)</i>	Number of underlying Shares held <i>(Note 1)</i>	Approximate percentage of interest (%) <i>(Note 5)</i>
Ablaze Rich	Beneficial owner	622,215,000 (L)	—	67.17%
	Beneficial owner <i>(Note 2)</i>	—	19,763,513 (L)	2.13%
廣州匯垠發展投資合夥企業 (for identification only, Guangzhou Huiyin Development Investment Partnership Enterprise)	Investment manager	91,000,000	—	9.82%
Sfund	Beneficial owner <i>(Note 3)</i>	—	381,843,064 (L)	41.22%
China Shandong Hi-Speed Financial Group Limited ("CSFG")	Interest of controlled corporation <i>(Note 4)</i>	70,000,000 (L)	—	7.56%



## DIRECTORS' REPORT

### Notes:

- (1) The letter "L" denotes the person's long position in the Shares of the Company.
- (2) These 19,763,513 Shares represented the conversion shares which may be allotted and issued to Ablaze Rich upon the exercise of the conversion rights attached to the First Convertible Bonds in the principal amount of US\$3,000,000, at a conversion price of HK\$1.184 per conversion share, at the exchange rate of HK\$7.8 to US\$1.0. The First Convertible Bonds were issued by the Company and subscribed by Ablaze Rich on 2 September 2013. Ablaze Rich had not yet exercised the conversion rights attached to the First Convertible Bonds as at 31 March 2018. Pursuant to the Subscription Agreement, Ablaze Rich would only convert the First Convertible Bonds in a manner that would not cause the Company to be in breach of the public float requirement of the Shares under Rule 8.08 of the Listing Rules.
- (3) These 381,843,064 Shares represented the total number of Shares which may be allotted and issued to Sfund upon the exercise of the conversion rights attaching to the Top Build Convertible Bonds for the aggregate principal amount of US\$54,000,000 at the initial conversion price of HK\$1.096 per Share and the exchange rate of HK\$7.75 to US\$1.00. The exercise of the conversion rights attaching to the Top Build Convertible Bonds is subject to the terms and conditions thereof, including the restriction against conversion which would cause the Company to be in breach of the minimum public float requirement under the Listing Rules.

These Shares were held by Sfund, which was wholly owned by Guangzhou Huiyin Tianye Equity Investment Fund Management Co., Ltd, which was owned as to 5% by Guangzhou Industry Investment Fund Management Co., Ltd and as to 95% owned by Guangzhou Technology Financial Innovation Investment Holdings. Guangzhou Technology Financial Innovation Investment Holdings was wholly owned by Guangzhou Industry Investment Fund Management Co., Ltd, which was wholly owned by People's Government of Guangzhou Municipality. Each of People's Government of Guangzhou Municipality, Guangzhou Huiyin Tianye Equity Investment Fund Management Co., Ltd, Guangzhou Technology Financial Innovation Investment Holdings and Guangzhou Industry Investment Fund Management Co., Ltd was deemed to be interested in all the Shares in which Sfund is interested by virtue of the SFO.

- (4) Based on the disclosure of interests form submitted by CSFG, the long positions are held through certain corporations controlled by CSFG.
- (5) The percentage is calculated on the basis of 926,370,000 Shares in issue as at 31 March 2018.

Save as disclosed above, as at 31 March 2018, no person (other than a Director or chief executive of the Company) had an interest or short position in the Shares or the underlying Shares of the Company that were recorded in the register kept by the Company under Section 336 of the SFO.

### Directors' rights to acquire shares or debentures

Save as disclosed in the section headed "Share Option Scheme" below, at no time during the year ended 31 March 2018 were rights to acquire benefits by means of the acquisition of shares in or debentures of the Company granted to any of the Directors or their respective spouses or minor children, or were any such rights exercised by them; or was the Company, its holding companies, or any of its subsidiaries a party to any arrangement to enable the Directors to acquire such rights in any other body corporate.

## DIRECTORS' REPORT

### Share Option Scheme

The Company has adopted the Share Option Scheme on 19 August 2011 to enable the Group to grant share options to eligible participants as incentives or rewards for their contribution to the Group. Eligible participants of the Share Option Scheme includes: (a) any employee (whether full time or part time, including any executive director but excluding any non-executive director) of the Company, any subsidiary of the Company or any entity in which any member of the Group holds any equity interests ("Invested Entity"); (b) any non-executive directors (including independent non-executive directors) of the Company, any subsidiary of the Company or any Invested Entity; (c) any supplier of goods or services to any member of the Group or any Invested Entity; (d) any customer of any member of the Group or any Invested Entity; (e) any person or entity that provides research, development or other technological support to any member of the Group or any Invested Entity; (f) any shareholder of any member of the Group or any Invested Entity or any holder of any securities issued by any member of the Group or any Invested Entity; (g) any adviser (professional or otherwise) or consultant to any area of business or business development of any member of the Group or any Invested Entity; (h) any other group or classes of participants who have contributed or may contribute by way of joint venture, business alliance or other business arrangement to the development and growth of the Group; and (i) any company wholly owned by one or more eligible participants as referred to in (a) to (h) above.

The terms of the Share Option Scheme are in accordance with the provisions of Chapter 17 of the Listing Rules. Subject to the early termination of the Share Option Scheme in accordance with the rules thereof, the Share Option Scheme shall remain in force for a period of ten years commencing on 19 August 2011.

The maximum number of Shares which may be allotted and issued upon exercise of all outstanding options granted and yet to be exercised under the Share Option Scheme and any other share option scheme of the Group shall not exceed 30% of the share capital of the Company in issue from time to time (the "Overriding Limit"). No share options may be granted under the Share Option Scheme or any other share option scheme adopted by the Group if the grant of such share options will result in the Overriding Limit being exceeded.

The total number of Shares which may be allotted and issued upon exercise of all options (excluding for this purpose options which have lapsed in accordance with the terms of the Share Option Scheme and any other share option scheme of the Group) to be granted under the Share Option Scheme and any share option scheme of the Group must not in aggregate exceed 83,000,000 Shares, representing 10% of the Shares in issue as at 19 August 2011 (i.e. the date on which the Share Option Scheme was adopted by the Company) and 8.96% of the Shares in issue as at the date of this annual report (the "General Scheme Limit"). The General Scheme Limit is also subject to the Overriding Limit, the refreshment of the General Scheme Limit (as described below) and the grant of share options beyond the General Scheme Limit (as described below).

Subject to the Overriding Limit and the grant of share options beyond the General Scheme Limit (as described below), the Company may refresh the General Scheme Limit at any time subject to shareholders' approval by ordinary resolution at a general meeting, and the General Scheme Limit as "refreshed" must not exceed 10% of the Shares in issue as at the date of the aforesaid shareholders' approval and for the purpose of calculating the "refreshed" limit, options (including those outstanding, cancelled, lapsed or exercised in accordance with the Share Option Scheme and any other share option scheme of the Group) previously granted under the Share Option Scheme and any other share option scheme of the Group will not be counted.

## DIRECTORS' REPORT

Subject to the Overriding Limit, the Company may also seek shareholders' approval by ordinary resolution at a general meeting to grant share options under the Share Option Scheme beyond the General Scheme Limit, or, if applicable, the General Scheme Limit as "refreshed", to eligible participants specifically identified by the Company before such approval is sought.

The total number of Shares issued and which may fall to be issued upon the exercise of options granted under the Share Option Scheme and any other share option scheme adopted by the Group (including both exercised or outstanding options) to each grantee within any 12-month period shall not exceed 1% of the issued share capital of the Company for the time being. Any further grant of share options in excess of this limit is subject to shareholders' approval in a general meeting. Share options granted to a Director, chief executive or substantial shareholder of the Company, or to any of their associates (as defined under the Listing Rules), are subject to approval in advance by the independent non-executive Directors of the Company.

In addition, where any grant of share options to a substantial shareholder or an independent non-executive Director of the Company or any of their respective associates (as defined under the Listing Rules) would result in the Shares issued or to be issued upon exercise of all share options already granted and to be granted (including share options exercised, cancelled and outstanding) to such person in the 12-month period up to and including the date of such grant (a) representing in aggregate over 0.1% of the Shares in issue and (b) having an aggregate value (based on the closing price of the Shares at the date of the grant) in excess of HK\$5 million, such further grant of share options must be approved by shareholders' in general meeting.

The offer of a grant of share options may be accepted within 21 days from the date of offer, upon payment of a nominal consideration of HK\$1 in total by the grantee. The exercise period of the share options granted is determinable by the Directors, which period may commence from the date of the offer of the share options, and ends on a date which is not later than ten years from the date of grant of the share options subject to the provisions for early termination thereof. The Directors will determine the minimum period, if any, for which share options must be held before such share options can be exercised.

The exercise price of the share options is determinable by the Directors, but shall not be less than the highest of (i) the closing price of the Shares as stated in the Stock Exchange's daily quotations sheet for trade in one or more board lots of the Shares on the date of the offer for the grant, which must be a business day; (ii) the average closing price of the Shares as stated in the Stock Exchange's daily quotations sheet for the five business days immediately preceding the date of offer; and (iii) the nominal value of a Share. Share options do not confer rights on the holders to dividends or to vote at shareholders' meetings of the Company.

## DIRECTORS' REPORT

During the year ended 31 March 2018, movements of the share options granted under the Share option scheme are summarized as follows and in Note 19 to the consolidated financial statements:

List of grantees	Date of grant	Exercisable period	Closing price per Share immediately before the date of grant HK\$	Exercisable price per share HK\$	Number of share options					Outstanding as at 31 March 2018
					Outstanding as at 1 April 2017	Granted during the year	Exercised during the year	Lapsed during the year	Cancelled during the year	
<b>Directors</b>										
Mr. Yan	21 October 2011	21 October 2012– 20 October 2021	\$1.15	\$1.15	700,000	—	—	—	—	700,000
	21 October 2011	21 October 2013– 20 October 2021	\$1.15	\$1.15	700,000	—	—	—	—	700,000
	21 October 2011	21 October 2014– 20 October 2021	\$1.15	\$1.15	700,000	—	—	—	—	700,000
					2,100,000	—	—	—	—	2,100,000
Ms. Lam	21 October 2011	21 October 2012– 20 October 2021	\$1.15	\$1.15	700,000	—	—	—	—	700,000
	21 October 2011	21 October 2013– 20 October 2021	\$1.15	\$1.15	700,000	—	—	—	—	700,000
	21 October 2011	21 October 2014– 20 October 2021	\$1.15	\$1.15	700,000	—	—	—	—	700,000
					2,100,000	—	—	—	—	2,100,000
Mr. CAO Jiancheng	21 October 2011	21 October 2012– 20 October 2021	\$1.15	\$1.15	1,500,000	—	(500,000)	—	—	1,000,000
	21 October 2011	21 October 2013– 20 October 2021	\$1.15	\$1.15	2,000,000	—	—	—	—	2,000,000
	21 October 2011	21 October 2014– 20 October 2021	\$1.15	\$1.15	2,000,000	—	—	—	—	2,000,000
	30 April 2015	30 April 2015– 29 April 2025	\$1.15	\$1.20	2,300,000	—	—	—	—	2,300,000
					7,800,000	—	(500,000)	—	—	7,300,000
Mr. CHEUNG Kwan Hung	30 April 2015	30 April 2015– 29 April 2025	\$1.15	\$1.20	800,000	—	—	—	—	800,000
					800,000	—	—	—	—	800,000
Dr. CHAN Chung Bun, Bunny	30 April 2015	30 April 2015– 29 April 2025	\$1.15	\$1.20	800,000	—	—	—	—	800,000
					800,000	—	—	—	—	800,000
Mr. WAI Kwok Hung	30 April 2015	30 April 2015– 29 April 2025	\$1.15	\$1.20	300,000	—	—	—	—	300,000
					300,000	—	—	—	—	300,000
<b>Sub-total</b>					13,900,000	—	(500,000)	—	—	13,400,000

## DIRECTORS' REPORT

List of grantees	Date of grant	Exercisable period	Closing price per Share immediately before the date of grant HK\$	Exercisable price per share HK\$	Number of share options					Outstanding as at 31 March 2018
					Outstanding as at 1 April 2017	Granted during the year	Exercised during the year	Lapsed during the year	Cancelled during the year	
Employees	21 October 2011	21 October 2012–20 October 2021	\$1.15	\$1.15	1,600,000	—	(1,600,000)	—	—	—
	21 October 2011	21 October 2013–20 October 2021	\$1.15	\$1.15	2,500,000	—	(2,100,000)	—	—	400,000
	21 October 2011	21 October 2014–20 October 2021	\$1.15	\$1.15	2,500,000	—	(2,000,000)	—	—	500,000
	30 April 2015	30 April 2015–29 April 2025	\$1.15	\$1.20	3,500,000	—	(1,600,000)	(900,000)	—	1,000,000
Sub-total					10,100,000	—	(7,300,000)	(900,000)	—	1,900,000
Others	30 April 2015	30 April 2015–29 April 2025	\$1.15	\$1.20	3,490,000	—	(1,260,000)	—	—	2,230,000
Sub-total					3,490,000	—	(1,260,000)	—	—	2,230,000
<b>Total</b>					<b>27,490,000</b>	<b>—</b>	<b>(9,060,000)</b>	<b>(900,000)</b>	<b>—</b>	<b>17,530,000</b>

**Public float**

Based on the information that is publicly available to the Company and within the knowledge of the Directors, as at the date of this annual report, there is sufficient public float of more than 25% of the Company's issued Shares as required under the Listing Rules.

**Contracts of significance**

Save for the loan facility agreements entered into between Ablaze Rich and the Company dated 28 April 2015, 19 January 2017, 12 April 2017 and 15 January 2018 and the deeds of funding undertakings entered into between Ablaze Rich, Mr. Yan and Ms. Lam and the Company dated 31 March 2017, 29 September 2017 and 30 March 2018, no transaction, arrangement or contract of significance in relation to the Group's business to which the Company or its subsidiaries was a party and in which a Director or an entity connected with a Director (as defined under the Companies Ordinance) or a controlling shareholder of the Company (as defined under the Listing Rules) or any of its subsidiaries is or was materially interested, whether directly or indirectly, subsisted during the year ended, or at, 31 March 2018. Please refer to the section headed "Management Discussion and Analysis — Financial Review — Liquidity, financial resources, capital structure and gearing ratio" of this annual report for further information about the deeds of funding undertakings.

**Management contracts**

No contracts concerning the management and administration of the whole or any substantial part of the business of the Company which were not contracts of service with any Director or any person engaged in full time employment of the Company were entered into or subsisted during the year ended 31 March 2018.

## DIRECTORS' REPORT

### Related party transactions

Details of significant related party transactions of the Group for the year ended 31 March 2018 are set out in note 29(a) to the consolidated financial statements. All of such transactions fall under definition of "connected transaction" in Chapter 14A of the Listing Rules. In respect of each of such transactions, the Company has complied with the disclosure requirements in accordance with Chapter 14A of the Listing Rules (where applicable).

### Major customers and suppliers

For the year ended 31 March 2018, the Group's five largest customers together accounted for about 81.0% of the Group's total chartering revenue and the largest customer accounted for about 30.2% of the Group's total chartering revenue. The relatively high concentration of revenue attributable to a few customers during the year was due to the relatively small fleet size of the Group. Each of the five largest customers had established 2 to 5 years of business relationship with the Group.

For the year ended 31 March 2018, the Group's five largest suppliers together accounted for about 93.2% of the Group's costs of services, and the largest supplier accounted for about 81.5% of the Group's total costs of services. The Group's key suppliers include insurance underwriters, ship managers, shipbrokers, bunker fuel providers and shipyards. Each of the five largest suppliers had established 1 to 13 years of business relationship with the Group.

None of the Directors or their respective close associates, and, to the best knowledge of the Directors, none of the existing shareholders who owns more than 5% of the number of issued shares of the Company, had any interest in any of the five largest customers or suppliers of the Group during the year.

### Directors and controlling shareholders' interests in competing business

For the year ended 31 March 2018 and up to the date of this annual report, none of the Directors and controlling shareholders of the Company (i.e. Mr. Yan, Ms. Lam and Ablaze Rich) (the "Controlling Shareholders") was interested in any business which competes or is likely to compete with the businesses of the Group.

We have received annual written confirmation from the Controlling Shareholders in respect of the compliance with the provisions of the deed of non-competition (the "Deed of Non-competition") entered into between the Company and the Controlling Shareholders as set out in the section headed "Relationship with the Controlling Shareholders — Deed of Non-competition" of the prospectus of the Company dated 27 September 2010.

Our independent non-executive Directors have reviewed the compliance with the Deed of Non-competition during the year ended 31 March 2018 and up to the date of this annual report based on information and confirmation provided by the Controlling Shareholders, and they were satisfied that the Controlling Shareholders have duly complied with the Deed of Non-competition.

### Corporate governance

The Company's principal corporate governance practices are set out in the Corporate Governance Report and Audit Committee Report of this annual report.

## DIRECTORS' REPORT

### Auditor

The consolidated financial statements of the Group for the year ended 31 March 2018 have been audited by PricewaterhouseCoopers. PricewaterhouseCoopers will retire at the conclusion the forthcoming annual general meeting of the Company and, being eligible offer themselves for re-appointment. A resolution to re-appoint PricewaterhouseCoopers as the auditor of the Company in the following year will be proposed at the forthcoming annual general meeting of the Company.

On behalf of the Board

**YAN Kim Po**

*Chairman*

Hong Kong, 26 June 2018

# ENVIRONMENTAL, SOCIAL AND GOVERNANCE REPORT

## 1. About this Report

Great Harvest Maeta Group Holdings Limited is pleased to present our Environmental, Social and Governance Report (“ESG Report”) for the year ended 31 March 2018. The report involves environmental and social impacts, policies and initiatives of the Company and our major subsidiaries, (collectively called “the Group” or “We”) demonstrating our continuous commitment to sustainability. Additional information in relation to the Group’s corporate governance and financial performance can be referred to our annual report ended 31 March 2018.

This ESG Report covers the ESG performance of our principal operating activities including chartering out of the Group’s own dry bulk vessels and property investment and development, spanning over the reporting year from 1 April 2017 to 31 March 2018.

We prepared this ESG Report in compliance with the “Environmental, Social and Governance Reporting Guide” (the “ESG Reporting Guide”) under Appendix 27 of the Rules Governing the Listing of Securities on The Stock Exchange of Hong Kong Limited (the “Stock Exchange”). Those aspects and key performance indicators (“KPI”) defined in the ESG Reporting Guide which are considered to be relevant and material to the Group’s businesses and operations will be presented under four subject areas, namely: Environmental Protection, Employment and Labour Practices, Operational Practices and Community Investment. In addition, a complete list of index in compliance with the ESG Reporting Guide is also available at the end of this ESG Report for reference.

In order to define what are relevant and material to our business in relation to sustainability, the key is to understand what issues our stakeholders are most concerned with. We define our stakeholders as people who affect our business or who are affected by our business. In our daily business, we actively exchange information with our stakeholders through our transparent platform while we are devoted to continuous improvement of our communication system. We are committed to maintaining a long-term partnership with our stakeholders and are actively engaged in addressing their concerns with follow-up actions in a timely manner.

If you, as one of our stakeholders, have any questions about the content of the ESG Report or comments on the Group’s sustainability issues, please contact us via [info@greatharvestmg.com](mailto:info@greatharvestmg.com).

## 2. Laws and regulations relating to vessel operation

As a group principally engaged in provision of chartered vessels for the transportation of dry bulk cargoes as well as operation of international voyages, our vessels are required to comply with the law of the countries while in the territorial waters of the respective countries. These laws, regulations and rules generally govern the legal requirements, technical standards, Health-Safety-Environmental (HSE) procedures and measures of vessel operation and are outlined below.

### 2.1. International Convention for the Prevention of Pollution from Ships (“MARPOL”)

MARPOL concerns the prevention of marine environment pollution by vessels from operational or accidental causes. It regulates the emission of all forms of pollutants by vessels including oil, sewage, garbage and gas.



## ENVIRONMENTAL, SOCIAL AND GOVERNANCE REPORT

### **2.2. International Convention on Standards of Training, Certification and Watchkeeping for Seafarers (“STCW Convention”)**

STCW Convention sets out standards for training, certification and watchkeeping for seafarers working on board of the vessels which operates on international voyages. In accordance with this convention, vessels owned by the Group are required to be manned by sufficient officers and crew possessing sufficient sea time. Each of them must be trained and qualified accordingly to perform their respective duties on board.

### **2.3. Convention on the International Regulations for Preventing Collisions at Sea (“COLREGS”)**

COLREGS sets out the rules of the road for vessels engaged on voyages on the high sea. It contains rules for steering and sailing, conduct of vessels in limited visibility etc.

### **2.4. International Convention on Load Lines**

It sets out the limit to the draught to which a ship may be loaded, in addition to setting provisions to prevent water from entering a ship through doors, hatches, windows, ventilators etc.

### **2.5. International Safety Management Code for Safe Operation of Ships and for Pollution Prevention (“ISM Code”)**

ISM Code was designed to extend greater responsibility to onshore management in respect of safe operation of ships as well as prevention of pollution. The ISM Code requires every ship should carry the Safety Management Certificate, a document issued to a ship which signifies that a company and its shipboard management operate in accordance with the approved safety management system. All vessels owned, operated and managed by the Group have to comply with the ISM Code.

Apart from the abovementioned international conventions, the vessels registered in Hong Kong, are also required to be compliant with the applicable laws, regulations and requirements of Hong Kong, which include Merchant Shipping (Safety) Ordinance (Chapter 369) that is relevant to the ESG Reporting Guide as well.

The Group has established a set of policies and procedures in place with respect to the shipboard operation for each of the Group’s vessels, including 1) safety and environmental protection policy; 2) instructions and procedures to ensure safe operation of ships and protection of environment in compliance with relevant international and flag state legislation; 3) procedures for reporting accidents and non-conformities with the provisions of the ISM Code; and 4) procedures of preparation for and response to emergency.

## ENVIRONMENTAL, SOCIAL AND GOVERNANCE REPORT

The Group's safety and environmental policies are implemented through its safety management system in place in compliance with the requirements of the ISM Code. Each of the Group's vessels have been issued and have maintained the relevant certificates issued by the American Bureau of Shipping and Lloyd's Register of Shipping pursuant to the ISM Code and MARPOL for compliance with various requirements relating to prevention of air pollution, oil pollution and other kinds of marine pollution.

During the reporting period, the Group has not committed to any material breaches of the relevant laws, rules and regulations concerning environmental protection.

### 3. Environmental protection

Being the foundation of a sustainable economy, a sustainable environment is crucial to the well-being of human beings. Because of this, we, as part of the planet Earth, believe our planet deserves our best thinking associated with appropriate investment.

In accordance with our environmental vision, the Group is committed to upholding high environmental standards to fulfil relevant requirements under applicable laws or ordinances throughout our operation. The Group continues to address the environmental issues in relation to global warming, water pollution, and biodiversity of the aquatic environment.

#### 3.1. Emission

Being aware that our major contribution to the greenhouse gas emission and other pollutants lie on the vessel operation, we strive to operate and maintain our vessels in compliance with all applicable environment rules and regulations as well as in our daily working environment to minimize our environmental footprints. We are committed to maintain our vessels and place great emphasis on the compliance with environmental laws and regulations as stated in Section 2 Compliance with Relevant Laws And Regulations Relating To Vessel Operation.

During the reporting period, the Group adopted a number of energy-saving initiatives and efficiency practices to reduce greenhouse gas emission and conserve energy usage. We have installed NOx-controlled propulsive engine to help reduce NOx emissions. The Group is also compliant with the requirements of using 0.1% sulphur content fuel when our vessels are berthed at designated European Union ports and Hong Kong. We are determined to continuously to improve our technologies and equipment and ensured that our vessels are equipped with proven green and energy efficiency equipment and technologies to minimize the emission of greenhouse gas and toxic pollutants.

In the office operation, we also encouraged various eco-friendly measures, such as maintaining indoor temperature at an optimal level for comfort, installing LED lighting system, encouraging employees to turn off the computers, monitors and other personal electronic devices before they leave the office, and putting signages are put on at appropriate areas to raise the awareness of energy saving.

From the above mitigation measures, the Group believes that it will change the behaviour of the use of energy and finally achieve the goal of reducing the greenhouse gas emission and protecting our environment.

## ENVIRONMENTAL, SOCIAL AND GOVERNANCE REPORT

**3.2. The Environment and Use of Recourses**

We are as committed as ever to conserving precious resources, believing that every small step will make a difference. The Group has set out policies to use resources efficiently, including energy, water and other raw materials. We actively minimise the consumption of electricity, fuel and other raw materials in vessels, warehouses and offices.

During the reporting period, we continue focusing on green investment such as fuel-efficient vessels, environmental friendly machineries and equipment. Contributing to our efforts to resources conservation, the Group vigorously promotes the concept of green office, by encouraging the use of electronic information system for documents storage, material sharing or internal administrative documents, and encouraging the use of double-sided paper, black and white or recycled papers when printing or photocopying documents.

The Group established policies in respect to reducing impacts of operational activities on the environment and natural resources and implementing environmental measures that encourage marine biodiversity and protect natural environment. The Group continues, at its best effort, to invest in research and development of sustainable materials for a better environment.

We also continue to strengthen our contribution to the environmental protection and strive to build a green and healthy environment to fulfil our responsibilities as a responsible corporate citizen.

**3.3. The Environment Performance**

In accordance with the ESG Reporting Guide set out by the Stock Exchange, our environmental performances of "Energy Use and Emissions" and "Resource Use" during the reporting period are tabulated as below.

**Table 1 — Energy Use and Emissions**

<b>Energy Use and Emissions</b>	<b>Unit</b>	<b>2018</b>
Electricity	kWh	N/A <sup>1</sup>
Unleaded Petrol	L	N/A <sup>2</sup>
Greenhouse Gas Emissions	CO <sub>2</sub> e (kg)	92,849,202
Nitrogen Oxides	kg	2,114,023
Sulphur Oxides	kg	1,185,433
Particulate Matter	kg	167,936

<sup>1</sup> The information of electricity consumption is not available since the Group is not charged for the electricity during the reporting period.

<sup>2</sup> No vehicle using unleaded petrol is owned by the Group.

## ENVIRONMENTAL, SOCIAL AND GOVERNANCE REPORT

Table 2 — Use of Resources

Use of Resources	Unit	2018
Paper	kg	180

During the reporting period, the Group produced approximately 21.3 tons of non-hazardous waste in total.

## 4. Employment and labour practices

### 4.1. Employment and Labour

We recognise that our people essentially form the foundation on which we fulfil goals and continuously drive our business to new levels of milestone. Therefore, we are determined to provide a desirable workplace, continuous training and prospective career opportunities to our staff-members.

Equality and diversity is highly respected in our corporate philosophy during the process of employment, remuneration, promotion and termination irrespective of gender, age, race, religion, political affiliation, national origin caste, and/or disability. We safeguard the rights of our employees by strictly complying with the local laws and regulations related to compensation, welfare, working hours, rest periods, anti-child labour and anti-force labour, and other benefits and welfare. Eligible employees are entitled to national statutory holidays, paid annual leave, marriage leave, maternity leave and paternity leave, compassionate leave, etc. during their term of employment in the Group.

During the reporting period, the Group complies with the Labour Law of Hong Kong and relevant employment laws and regulations, including the Mandatory Provident Fund Schemes Ordinance (Chapter 485 of the Laws of Hong Kong) by participating in the Mandatory Provident Fund retirement benefit scheme (the "MPF Scheme") for our eligible employees, Minimum Wage Ordinance (Chapter 608 of the Laws of Hong Kong), Employment Ordinance (Chapter 57 of the Laws of Hong Kong) (the "EO") and Employees' Compensation Ordinance (Chapter 282 of the Laws of Hong Kong) (the "ECO") by offering competitive wages, medical insurance, disability and invalidity coverage, maternity leave and other compensation to our employees.

The Group is fully aware that exploitation of child and forced labour violates human rights and international labour conventions. Therefore, the Group strictly complies with the relevant laws and regulations related to child labour and forced labour.

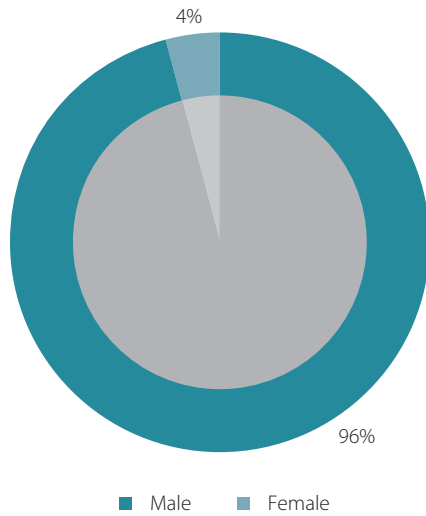
## ENVIRONMENTAL, SOCIAL AND GOVERNANCE REPORT

In accordance with the ESG Reporting Guide set out by HKEx, the details of the workforce of the Group during the reporting period are tabulated as well as presented in graphs below.

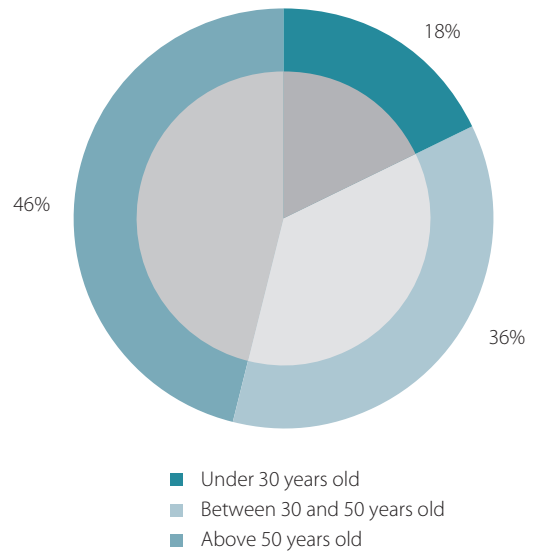
**Table 3 — Our Workforce**

	<b>2018</b>
Total Number of Full-Time Employees	95
Turnover Rate	1%

**Total Workforce by Gender in 2018**

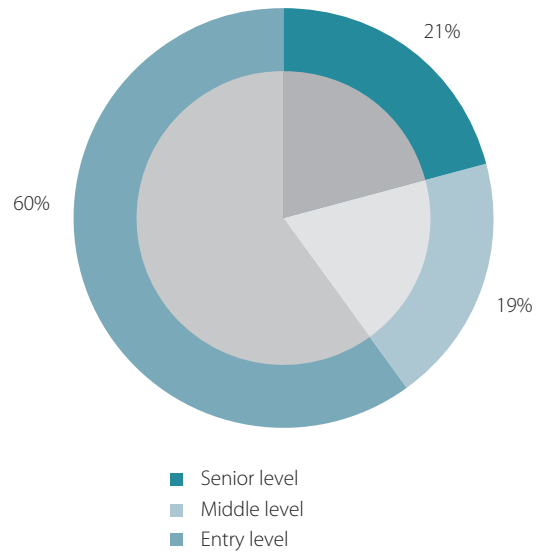


**Total Workforce by Age Group in 2018**



## ENVIRONMENTAL, SOCIAL AND GOVERNANCE REPORT

**Total Workforce by Employment Type in 2018**



Our employees were all based in Hong Kong during the reporting period.

### 4.2. Development and Training

The Group sees each of the position is of unique professional and technical needs. Thus, we ensure that our professional training and development programs continuously evolve and create a listening culture through support and coaching.

During the reporting period, we provide a proper orientation training and mentoring for every new joiner to help them adapt to the new working environment quickly. Continuous internal training is also committed by the Group in different ways including comprehensive training for specific skill developments and professional training for relevant employees. Through a variety of on-the-job learning sessions, we are able to nurture and retain excellent talents and strengthen the competitiveness of the Group.

Moreover, the Group is convinced that sense of belonging and morale of the employees are always the key drivers to the Group's healthy growth. Regular and festival gatherings such as Mid-Autumn Festival and Chinese New Year dinners were organised during the reporting period to enhance the harmonious spirit of different levels of staff members throughout the Group. The Group believes that such a corporate culture will naturally achieve a synergistic result to facilitate employee retention and to improve productivity.

## ENVIRONMENTAL, SOCIAL AND GOVERNANCE REPORT

### 4.3. Health and Work Safety

Bearing in mind that the operational efficiency of an enterprise and the maintenance of a healthy and safe working environment are closely related, the Group has been attaching great importance to a comfortable and safe working environment for our employees which protect them from any potential occupational hazards.

The Group has adopted stringent vessel maintenance policy to ensure the seaworthiness and safe operation of the Group's vessels during their service life. As such, the Group has been able to maintain the classification status of its vessels with two of the internationally reputable classification societies. Also, the operation, management and maintenance of the Group's vessels are delegated to experienced and professional operation team under the close supervision of the Group's management. The Group believes that by engaging an experienced, competent and well-recognized management team to operate the vessels, we will be able to maintain the desired standard of operation, safety, seaworthiness, conditions and compliance of various technical requirements.

During the reporting period, no incidents of health and safety standard violations were identified.

### 4.4. Labour Standards

Being fully aware that exploitation of child and forced labour violates human rights and international labour conventions, the Group does not employ any form of forced, bonded, slave or otherwise involuntary labour.

During the reporting period, the Group strictly complies with the relevant laws and regulations in Hong Kong relating to preventing child and forced labour that have an impact on the Group, including the Labour Law, the Protection of Minors and the Prohibition of Using Child Labour of the PRC and the EO, as well as relevant legislations in the countries that we operate.

During the reporting period, the Group has not received any report of material violation of relevant legislations and regulations regarding prevention of child labour or forced labour.

## ENVIRONMENTAL, SOCIAL AND GOVERNANCE REPORT

### 5. Operational practices

As a responsible corporate citizen, one of our missions is to disseminate the pursuit of sustainability into our core business throughout our operation.

#### 5.1. Supply Chain Management

To better manage our supply chain, we are committed to actively collaborating with our suppliers to reduce potential environmental risks and deliver the highest standards of products and services precisely and consistently. The Group encourages all business partners to incorporate sustainability practices and policies into their operation thoroughly in order to work together in our pursuit of sustainable development. We not only consider commercial benefits during the tendering processes, but also assess their track records in relation to compliance with legal, ethical and social aspects such as mitigation of environmental impacts, workplace and product safety and protocols against harassment and abuse, etc.

#### 5.2. Anti-Corruption

The Group is committed to upholding a high standard of business ethics and to standards to prohibit bribery and corrupt practices. The Group has developed a series of company policies on anti-fraud and anti-bribery with reference to the Prevention of Bribery Ordinance (Chapter 201) which are set out in the employee handbook. These policies apply to all members of the Group. The Group conducts periodic and systematic fraud risk assessments and will effectively communicate its anti-fraud policy and procedures to all levels of employees. The Group continues to monitor the effectiveness and deficiencies of its risk control and mitigation through collaboration with external parties.

During the reporting period, we have complied with the relevant laws and regulations relating to bribery, extortion, fraud and money laundering that have an impact on the Group, as well as the corporate policy of anticorruption, and no cases of anti-corruption have been concluded.

### 6. Community investment

As part of the community that we cherish, we have put our best effort in helping the local communities and contributing to the well-being of a community beyond financial support.

During the reporting period, we have participated in the community events organized by The Community Chest of Hong Kong to bring the care and benefits to people in need. The donation raised via this event were used to help improving the community.

In the coming future, the Group will continue to attach great importance to community services, and encourage our staff members to be actively engaged in voluntary services and join hands together to disseminate the spirit of services in the community where we all depend on.



## ENVIRONMENTAL, SOCIAL AND GOVERNANCE REPORT

## 7. HKEX ESG Guide content index

Aspects, General Disclosures and KPIs	Description	Relevant Section in the ESG Report	Remarks
<b>Aspect A1: Emissions</b>			
General Disclosure	Information on: (a) the policies; and (b) compliance with relevant laws and regulations that have a significant impact on the issuer relating to air and greenhouse gas emissions, discharges into water and land, and generation of hazardous and non-hazardous waste	Environmental Protection	
KPI A1.1	Types of emissions and respective emissions data	Environmental Protection	
KPI A1.2	Greenhouse gas emissions in total and, where appropriate, intensity	Environmental Protection	
KPI A1.3	Total hazardous waste produced and, where appropriate, intensity	—	Not Applicable to the Group
KPI A1.4	Total non-hazardous waste produced and intensity	Environmental Protection	
KPI A1.5	Description of measures to mitigate emissions and results achieved	Environmental Protection	
KPI A1.6	Description of how hazardous and non-hazardous wastes are handled, reduction initiatives and results achieved	Environmental Protection	

## ENVIRONMENTAL, SOCIAL AND GOVERNANCE REPORT

Aspects, General Disclosures and KPIs	Description	Relevant Section in the ESG Report	Remarks
<b>Aspect A2: Use of Resources</b>			
General Disclosure	Policies on efficient use of resources including energy, water and other raw materials	Environmental Protection	
KPI A2.1	Direct and/or indirect energy consumption by type in total and intensity	Environmental Protection	
KPI A2.2	Water consumption in total and intensity	—	The Group believes that our water consumption is mainly used for domestic purpose and no issues have been identified at this moment.
KPI A2.3	Description of energy use efficiency initiatives and results achieved	Environmental Protection	
KPI A2.4	Description of whether there is any issue in sourcing water, water efficiency initiatives and results achieved	—	Not identified as material aspect
KPI A2.5	Total packaging material used for finished products, and if applicable, with reference to per unit produced	—	Use of packaging material is not applicable to our core business

## ENVIRONMENTAL, SOCIAL AND GOVERNANCE REPORT

Aspects, General Disclosures and KPIs	Description	Relevant Section in the ESG Report	Remarks
<b>Aspect A3: The Environment and Natural Resources</b>			
General Disclosure	Policies on minimizing the issuer's significant impact on the environment and natural resources	Environmental Protection	
KPI A3.1	Description of the significant impacts of activities on the environment and natural resources and actions taken to manage them	Environmental Protection	
<b>Aspect B1: Employment</b>			
General Disclosure	Information on: (a) the policies; and (b) compliance with relevant laws and regulations that have a significant impact on the issuer relating to compensation and dismissal, recruitment and promotion, working hours, rest periods, equal opportunity, diversity, anti — discrimination, and other benefits and welfare	Employment and Labour Practices	
KPI B1.1	Total workforce by gender, employment type, age group and geographical region	Employment and Labour Practices	
KPI B1.2	Employee turnover rate by gender, age group and geographical region	Employment and Labour Practices	Data of employee turnover rate is included

## ENVIRONMENTAL, SOCIAL AND GOVERNANCE REPORT

Aspects, General Disclosures and KPIs	Description	Relevant Section in the ESG Report	Remarks
<b>Aspect B2: Health and Safety</b>			
General Disclosure	Information on: (a) the policies; and (b) compliance with relevant laws and regulations that have a significant impact on the issuer relating to providing a safe working environment and protecting employees from occupational hazards	Employment and Labour Practices	
KPI B2.1	Number and rate of work-related fatalities	—	No work-related fatalities were recorded during the reporting period.
KPI B2.2	Lost days due to work injury	—	No lost days due to work injury were recorded during the reporting period
KPI B2.3	Description of occupational health and safety measures adopted, how they are implemented and monitored	Employment and Labour Practices	
<b>Aspect B3: Development and Training</b>			
General Disclosure	Policies on improving employees' knowledge and skills for discharging duties at work. Description of training activities	Employment and Labour Practices	
KPI B3.1	The percentage of employees trained by gender and employee category	—	The data is not available
KPI B3.2	The average training hours completed per employee by gender and employee category	—	The data is not available

## ENVIRONMENTAL, SOCIAL AND GOVERNANCE REPORT

Aspects, General Disclosures and KPIs	Description	Relevant Section in the ESG Report	Remarks
<b>Aspect B4: Labour Standards</b>			
General Disclosure	Information on: (a) the policies; and (b) compliance with relevant laws and regulations that have a significant impact on the issuer relating to preventing child and forced labour	Employment and Labour Practices	
KPI B4.1	Description of measures to review employment practices to avoid child and forced labour	Employment and Labour Practices	
KPI B4.2	Description of steps taken to eliminate child and forced labour practices when discovered	—	No such incidents were reported during the reporting period.
<b>Aspect B5: Supply Chain Management</b>			
General Disclosure	Policies on managing environmental and social risks of the supply chain	Operational Practices	
KPI B5.1	Number of suppliers by geographical region	—	Not identified as material aspect
KPI B5.2	Description of practices relating to engaging suppliers, number of suppliers where the practices are being implemented, how they are implemented and monitored	Operational Practices	

## ENVIRONMENTAL, SOCIAL AND GOVERNANCE REPORT

Aspects, General Disclosures and KPIs	Description	Relevant Section in the ESG Report	Remarks
<b>Aspect B6: Product Responsibility</b>			
General Disclosure	Information on: (a) the policies; and (b) compliance with relevant laws and regulations that have a significant impact on the issuer relating to health and safety, advertising, labelling and privacy matters relating to products and services provided and methods of redress	—	Not applicable to the Group
KPI B6.1	Percentage of total products sold or shipped subject to recalls for safety and health reasons	—	Not identified as material aspect
KPI B6.2	Number of products and service related complaints received and how they are dealt with	—	Not identified as material aspect
KPI B6.3	Description of practices relating to observing and protecting intellectual property rights	—	Not identified as material aspect
KPI B6.4	Description of quality assurance process and recall procedures	—	Not identified as material aspect
KPI B6.5	Description of consumer data protection and privacy policies, how they are implemented and monitored	—	Not identified as material aspect

## ENVIRONMENTAL, SOCIAL AND GOVERNANCE REPORT

Aspects, General Disclosures and KPIs	Description	Relevant Section in the ESG Report	Remarks
<b>Aspect B7: Anti-corruption</b>			
General Disclosure	Information on: (a) the policies; and (b) compliance with relevant laws and regulations that have a significant impact on the issuer relating to bribery, extortion, fraud and money laundering	Operational Practices	
KPI B7.1	Number of concluded legal cases regarding corrupt practices brought against the issuer or its employees during the reporting period and the outcomes of the cases	—	No concluded legal cases regarding corrupt practices were brought against the issuer or its employees during the reporting cases.
KPI B7.2	Description of preventive measures and whistle — blowing procedures, how they are implemented and monitored	Operational Practices	
<b>Aspect B8: Community Investment</b>			
General Disclosure	Policies on community engagement to understand the needs of the communities where the issuer operates and to ensure its activities takes into consideration communities' interests	Community Investment	
KPI B8.1	Focus areas of contribution	Community Investment	
KPI B8.2	Resources contributed to the focus areas	Community Investment	

## INDEPENDENT AUDITOR'S REPORT



羅兵咸永道

### TO THE SHAREHOLDERS OF GREAT HARVEST MAETA GROUP HOLDINGS LIMITED

(incorporated in Cayman Islands with limited liability)

#### Opinion

##### What we have audited

The consolidated financial statements of Great Harvest Maeta Group Holdings Limited (the "Company") and its subsidiaries (the "Group") set out on pages 69 to 140, which comprise:

- the consolidated statement of financial position as at 31 March 2018;
- the consolidated statement of comprehensive income for the year then ended;
- the consolidated statement of changes in equity for the year then ended;
- the consolidated statement of cash flows for the year then ended; and
- the notes to the consolidated financial statements, which include a summary of significant accounting policies.

##### Our opinion

In our opinion, the consolidated financial statements give a true and fair view of the consolidated financial position of the Group as at 31 March 2018, and of its consolidated financial performance and its consolidated cash flows for the year then ended in accordance with Hong Kong Financial Reporting Standards ("HKFRSs") issued by the Hong Kong Institute of Certified Public Accountants ("HKICPA") and have been properly prepared in compliance with the disclosure requirements of the Hong Kong Companies Ordinance.



## INDEPENDENT AUDITOR'S REPORT

### Basis for Opinion

We conducted our audit in accordance with Hong Kong Standards on Auditing ("HKSA") issued by the HKICPA. Our responsibilities under those standards are further described in the Auditor's Responsibilities for the Audit of the Consolidated Financial Statements section of our report.

We believe that the audit evidence we have obtained is sufficient and appropriate to provide a basis for our opinion.

### Independence

We are independent of the Group in accordance with the HKICPA's Code of Ethics for Professional Accountants (the "Code"), and we have fulfilled our other ethical responsibilities in accordance with the Code.

### Material Uncertainty Related to Going Concern

We draw your attention to Note 2.1.1 to the consolidated financial statements, which states that the Group reported a net loss attributable to the equity holders of US\$2,771,000 for the year ended 31 March 2018. As at the same date, the Group's current liabilities exceeded its current assets by US\$18,755,000. These conditions, as set forth in Note 2.1.1 to the consolidated financial statements, indicate the existence of a material uncertainty which may cast significant doubt over the Group's ability to continue as a going concern. Our opinion is not modified in respect of this matter.

### Key Audit Matters

Key audit matters are those matters that, in our professional judgment, were of most significance in our audit of the consolidated financial statements of the current period. These matters were addressed in the context of our audit of the consolidated financial statements as a whole, and in forming our opinion thereon, and we do not provide a separate opinion on these matters. In addition to the matter described in the Material Uncertainty Related to Going Concern section, we have determined the matters described below to be the key audit matters to be communicated in our report.

Key audit matters identified in our audit are summarised as follows:

- Assessment of impairment or reversal of impairment on vessels
- Valuation of investment properties

## INDEPENDENT AUDITOR'S REPORT

### Key Audit Matter

### How our audit addressed the Key Audit Matter

#### ***Impairment of vessels***

*Refer to Note 4(c) and 13 to the consolidated financial statements*

As at 31 March 2018, the Group has four dry bulk vessels, totalling US\$47.8 million. Management regards each individual vessel as a separately identifiable cash-generating unit ("CGU").

The Group assesses at each reporting date (i) whether there are indicators of impairment for each CGU and if there are such indicators, an estimate is made of the recoverable amount of owned vessel concerned; and (ii) whether there are indications that an impairment loss recognised in prior periods for owned vessel may no longer exist or have decreased.

Management has exercised judgement in assessing whether there is any objective evidence of impairment and reversal of impairment loss.

We focused on this area because significant estimations and judgement were involved in the assessment of impairment indicators and indications or reversal of impairment in respect of the Group's vessels.

We evaluated management's assessment of impairment indicators and indications of reversal of impairment and assessing the reasonableness of the underlying key assumptions and judgement, including:

- Evaluated the process of assessment of impairment indicators and potential reversal of impairment adopted by the management; and
- Assessed the reasonableness by comparing current year actual performance and prior year projections and by reference to the market and industry information

We found the management's judgement and assumptions used in the assessment of impairment indicators and indications of reversal of impairment to be supportable based on the available evidence.

## INDEPENDENT AUDITOR'S REPORT

**Key Audit Matter****How our audit addressed the Key Audit Matter*****Valuation of investment properties***

*Refer to Note 4(d) and 14 to the consolidated financial statements*

Management has estimated the fair value of the Group's investment properties to be US\$69.5 million at 31 March 2018, with a fair value gain of US\$1.5 million for the year ended 31 March 2018 recorded in the consolidated statement of comprehensive income.

Independent external valuation was obtained in order to support management's estimates. The valuations are dependent on certain key assumptions that require significant management judgement, including location adjustment, size adjustment, land use right adjustment and time adjustment.

We focused on this area due to significance to the consolidated financial statements and its significant estimations involved in determining the valuation of the investment properties.

Our procedures in relation to management's valuation of investment properties included:

- Evaluation of the independent external valuer's competence, capabilities and objectivity;
- Assessing the methodologies used and the appropriateness of the key assumptions (such as location adjustments, size adjustment, land use right adjustment and time adjustments) based on our knowledge of the property industry and using our in-house valuation experts; and
- Checking on a sample basis the accuracy and relevance of the input data used.

We found that the assumptions and estimates made by the management in relation to the valuation was supported by the available audit evidence.

**Other Information**

The directors of the Company are responsible for the other information. The other information comprises all of the information included in the annual report other than the consolidated financial statements and our auditor's report thereon.

Our opinion on the consolidated financial statements does not cover the other information and we do not express any form of assurance conclusion thereon.

In connection with our audit of the consolidated financial statements, our responsibility is to read the other information and, in doing so, consider whether the other information is materially inconsistent with the consolidated financial statements or our knowledge obtained in the audit or otherwise appears to be materially misstated.

If, based on the work we have performed, we conclude that there is a material misstatement of this other information, we are required to report that fact. We have nothing to report in this regard.

## INDEPENDENT AUDITOR'S REPORT

### Responsibilities of Directors and the Audit Committee for the Consolidated Financial Statements

The directors of the Company are responsible for the preparation of the consolidated financial statements that give a true and fair view in accordance with HKFRSs issued by the HKICPA and the disclosure requirements of the Hong Kong Companies Ordinance, and for such internal control as the directors determine is necessary to enable the preparation of consolidated financial statements that are free from material misstatement, whether due to fraud or error.

In preparing the consolidated financial statements, the directors are responsible for assessing the Group's ability to continue as a going concern, disclosing, as applicable, matters related to going concern and using the going concern basis of accounting unless the directors either intend to liquidate the Group or to cease operations, or have no realistic alternative but to do so.

The Audit Committee is responsible for overseeing the Group's financial reporting process.

### Auditor's Responsibilities for the Audit of the Consolidated Financial Statements

Our objectives are to obtain reasonable assurance about whether the consolidated financial statements as a whole are free from material misstatement, whether due to fraud or error, and to issue an auditor's report that includes our opinion. We report our opinion solely to you, as a body, and for no other purpose. We do not assume responsibility towards or accept liability to any other person for the contents of this report. Reasonable assurance is a high level of assurance, but is not a guarantee that an audit conducted in accordance with HKSAs will always detect a material misstatement when it exists. Misstatements can arise from fraud or error and are considered material if, individually or in the aggregate, they could reasonably be expected to influence the economic decisions of users taken on the basis of these consolidated financial statements.

As part of an audit in accordance with HKSAs, we exercise professional judgment and maintain professional scepticism throughout the audit. We also:

- Identify and assess the risks of material misstatement of the consolidated financial statements, whether due to fraud or error, design and perform audit procedures responsive to those risks, and obtain audit evidence that is sufficient and appropriate to provide a basis for our opinion. The risk of not detecting a material misstatement resulting from fraud is higher than for one resulting from error, as fraud may involve collusion, forgery, intentional omissions, misrepresentations, or the override of internal control.
- Obtain an understanding of internal control relevant to the audit in order to design audit procedures that are appropriate in the circumstances, but not for the purpose of expressing an opinion on the effectiveness of the Group's internal control.
- Evaluate the appropriateness of accounting policies used and the reasonableness of accounting estimates and related disclosures made by the directors.
- Conclude on the appropriateness of the directors' use of the going concern basis of accounting and, based on the audit evidence obtained, whether a material uncertainty exists related to events or conditions that may cast significant doubt on the Group's ability to continue as a going concern. If we conclude that a material

## INDEPENDENT AUDITOR'S REPORT

uncertainty exists, we are required to draw attention in our auditor's report to the related disclosures in the consolidated financial statements or, if such disclosures are inadequate, to modify our opinion. Our conclusions are based on the audit evidence obtained up to the date of our auditor's report. However, future events or conditions may cause the Group to cease to continue as a going concern.

- Evaluate the overall presentation, structure and content of the consolidated financial statements, including the disclosures, and whether the consolidated financial statements represent the underlying transactions and events in a manner that achieves fair presentation.
- Obtain sufficient appropriate audit evidence regarding the financial information of the entities or business activities within the Group to express an opinion on the consolidated financial statements. We are responsible for the direction, supervision and performance of the group audit. We remain solely responsible for our audit opinion.

We communicate with the Audit Committee regarding, among other matters, the planned scope and timing of the audit and significant audit findings, including any significant deficiencies in internal control that we identify during our audit.

We also provide the Audit Committee with a statement that we have complied with relevant ethical requirements regarding independence, and to communicate with them all relationships and other matters that may reasonably be thought to bear on our independence, and where applicable, related safeguards.

From the matters communicated with the Audit Committee, we determine those matters that were of most significance in the audit of the consolidated financial statements of the current period and are therefore the key audit matters. We describe these matters in our auditor's report unless law or regulation precludes public disclosure about the matter or when, in extremely rare circumstances, we determine that a matter should not be communicated in our report because the adverse consequences of doing so would reasonably be expected to outweigh the public interest benefits of such communication.

The engagement partner on the audit resulting in this independent auditor's report is Wong Wai Bong, Benson.

**PricewaterhouseCoopers**

*Certified Public Accountants*

Hong Kong, 26 June 2018

## CONSOLIDATED STATEMENT OF COMPREHENSIVE INCOME

For the year ended 31 March 2018

	Note	2018 US\$'000	2017 US\$'000
Revenue	5	14,180	8,097
Cost of services	7	(8,582)	(8,864)
<b>Gross profit/(loss)</b>		<b>5,598</b>	(767)
Other gains — net	6	911	2,510
Other income		33	14
General and administrative expenses	7	(3,296)	(2,342)
Impairment losses on property, plant and equipment	13	—	(16,000)
<b>Operating profit/(loss)</b>		<b>3,246</b>	(16,585)
Finance income	8	1	1
Finance costs	8	(5,622)	(4,563)
<b>Finance costs — net</b>		<b>(5,621)</b>	(4,562)
Loss before income tax		(2,375)	(21,147)
Income tax expense	10	(368)	(591)
<b>Loss for the year</b>		<b>(2,743)</b>	(21,738)
<b>(Loss)/profit attributable to</b>			
— Owners of the Company		(2,771)	(21,882)
— Non-controlling interest		28	144
		(2,743)	(21,738)
<b>Loss per share attributable to owners of the Company</b>			
— Basic and diluted	11	(US0.30 cents)	(US2.39 cents)
<b>Other comprehensive profit/(loss) for the year</b>			
<i>Items that may be reclassified to profit or loss</i>			
Currency translation differences		4,209	(2,859)
<b>Total comprehensive profit/(loss) for the year</b>		<b>1,466</b>	(24,597)
<b>Total comprehensive profit/(loss) attributable to:</b>			
— Owners of the Company		1,059	(24,484)
— Non-controlling interest		407	(113)
		1,466	(24,597)

The accompanying notes are an integral part of these consolidated financial statements.

## CONSOLIDATED STATEMENT OF FINANCIAL POSITION

As at 31 March 2018

	Note	2018 US\$'000	2017 US\$'000
<b>ASSETS</b>			
<b>Non-current assets</b>			
Property, plant and equipment	13	47,906	50,317
Investment properties	14	69,528	61,282
Pledged bank deposits	17	2,048	500
		<b>119,482</b>	112,099
<b>Current assets</b>			
Trade and other receivables	16	1,980	2,378
Pledged bank deposits	17	4,734	2,531
Cash and cash equivalents	17	1,054	266
		<b>7,768</b>	5,175
<b>Total assets</b>		<b>127,250</b>	117,274
<b>EQUITY</b>			
<b>Equity attributable to owners of the Company</b>			
Share capital	18	1,188	1,176
Reserves	20	18,144	15,743
		<b>19,332</b>	16,919
Non-controlling interest		<b>4,290</b>	3,883
<b>Total equity</b>		<b>23,622</b>	20,802

## CONSOLIDATED STATEMENT OF FINANCIAL POSITION

As at 31 March 2018

	Note	2018 US\$'000	2017 US\$'000
<b>LIABILITIES</b>			
<b>Non-current liabilities</b>			
Borrowings and loans	21	20,581	13,535
Convertible bonds	23	39,998	40,265
Deferred income tax liabilities	22	16,526	14,710
		<b>77,105</b>	68,510
<b>Current liabilities</b>			
Other payables and accruals	24	5,856	4,711
Borrowings and loans	21	15,944	23,198
Convertible bonds	23	4,723	—
Derivatives financial instrument	25	—	53
		<b>26,523</b>	27,962
<b>Total liabilities</b>		<b>103,628</b>	96,472
<b>Total equity and liabilities</b>		<b>127,250</b>	117,274

The accompanying notes are an integral part of these consolidated financial statements.

The consolidated financial statements on pages 69 to 74 were approved by the Board of Directors on 26 June 2018 and were signed on its behalf.

Yan Kim Po  
Director

Lam Kwan  
Director



## CONSOLIDATED STATEMENT OF CHANGES IN EQUITY

For the year ended 31 March 2018

	Attributable to owners of the Company										
	Share capital US\$'000	Share premium US\$'000	Convertible bonds US\$'000	Share option reserve US\$'000	Merger reserve (Note 20(a)) US\$'000	Other reserves (Note 20(b)) US\$'000	Exchange reserve US\$'000	Retained profits/ (Accumulated losses) US\$'000	Total US\$'000	Non-controlling interest US\$'000	Total equity US\$'000
Balance at 1 April 2016	1,174	45,665	—	1,706	46	13,636	—	(27,800)	34,427	—	34,427
Adoption of merger accounting	—	—	—	—	8,718	—	(1,795)	33,482	40,405	3,996	44,401
Balance at 1 April 2016	1,174	45,665	—	1,706	8,764	13,636	(1,795)	5,682	74,832	3,996	78,828
<b>Comprehensive (loss)/profit</b> (Loss)/profit for the year	—	—	—	—	—	—	—	(21,882)	(21,882)	144	(21,738)
<b>Other comprehensive loss</b> Currency translation differences	—	—	—	—	—	—	(2,602)	—	(2,602)	(257)	(2,859)
Total comprehensive loss	—	—	—	—	—	—	(2,602)	(21,882)	(24,484)	(113)	(24,597)
<b>Transactions with owners in their capacity as owners</b>											
Issue of convertible bonds	—	—	38,954	—	—	—	—	—	38,954	—	38,954
Common control business combination	—	—	—	—	(72,572)	—	—	—	(72,572)	—	(72,572)
Employee share option scheme: — Exercise of share options	2	257	—	(70)	—	—	—	—	189	—	189
Total transactions with owners	2	257	38,954	(70)	(72,572)	—	—	—	(33,429)	—	(33,429)
Balance at 31 March 2017	1,176	45,922	38,954	1,636	(63,808)	13,636	(4,397)	(16,200)	16,919	3,883	20,802

The accompanying notes are an integral part of this consolidated financial statements.

## CONSOLIDATED STATEMENT OF CHANGES IN EQUITY

For the year ended 31 March 2018

	Attributable to owners of the Company										
	Share capital US\$'000	Share premium US\$'000	Convertible bonds US\$'000	Share option reserve US\$'000	Merger reserve (Note 20(a)) US\$'000	Other reserves (Note 20(b)) US\$'000	Exchange reserve US\$'000	Retained profits/ (Accumulated losses) US\$'000	Total US\$'000	Non-controlling interest US\$'000	Total equity US\$'000
Balance at 1 April 2017, as previously reported	1,176	45,922	38,954	1,636	(63,808)	13,636	(4,397)	(16,200)	16,919	3,883	20,802
<b>Comprehensive (loss)/profit</b> (Loss)/profit for the year	—	—	—	—	—	—	—	(2,771)	(2,771)	28	(2,743)
<b>Other comprehensive profit</b> Currency translation differences	—	—	—	—	—	—	3,830	—	3,830	379	4,209
Total comprehensive profit/(loss)	—	—	—	—	—	—	3,830	(2,771)	1,059	407	1,466
<b>Transactions with owners in their capacity as owners</b> Employee share option scheme: — Exercise of share options — Lapse of share options	12 —	1,830 —	— —	(488) (52)	— —	— —	— —	— 52	1,354 —	— —	1,354 —
Balance at 31 March 2018	1,188	47,752	38,954	1,096	(63,808)	13,636	(567)	(18,919)	19,332	4,290	23,622

The accompanying notes are an integral part of this consolidated financial statements.

## CONSOLIDATED STATEMENT OF CASH FLOWS

For the year ended 31 March 2018

	Note	2018 US\$'000	2017 US\$'000
<b>Cash flows from operating activities</b>			
Net cash generated from operating activities	26(a)	6,055	5,355
<b>Cash flows from investing activities</b>			
Addition of investment properties		(710)	(35)
Purchase of property, plant and equipment		(181)	(380)
Interest received		1	1
Net cash used in investing activities		(890)	(414)
<b>Cash flows from financing activities</b>			
Exercise of share options	19(ii)	1,354	189
Net Proceeds from bank loan	26(b)	19,740	—
Interest paid	26(b)	(1,355)	(1,447)
Inception of loan from ultimate holding company	26(b)	5,500	3,000
Repayment of loan from ultimate holding company	26(b)	(1,000)	—
Repayments of bank borrowings	26(b)	(24,867)	(7,576)
(Increase)/Decrease in pledged bank deposits	26(b)	(3,751)	282
Net cash used in financing activities		(4,379)	(5,552)
<b>Net increase/(decrease) in cash and cash equivalents</b>			
		786	(611)
Cash and cash equivalents at beginning of year		266	880
Exchange gain/(losses) on cash and cash equivalents		2	(3)
<b>Cash and cash equivalents at end of year</b>	17	<b>1,054</b>	266

The accompanying notes are an integral part of these consolidated financial statements.

## NOTES TO THE CONSOLIDATED FINANCIAL STATEMENTS

### 1 General information

Great Harvest Maeta Group Holdings Limited (the "Company") and its subsidiaries (together, the "Group") are principally engaged in chartering of dry bulk vessels and property investment and development. The principal activity of the Company is investment holding.

The Company is a limited liability company incorporated in the Cayman Islands. The address of its registered office is Cricket Square, Hutchins Drive, P.O. Box 2681, Grand Cayman KY1-1111 Cayman Islands.

The shares of the Company are listed on the Main Board of The Stock Exchange of Hong Kong Limited.

These financial statements are presented in United States dollars ("US\$"), unless otherwise stated.

### 2 Summary of significant accounting policies

The principal accounting policies applied in the preparation of these consolidated financial statements are set out below. These policies have been consistently applied to all the years presented, unless otherwise stated.

#### 2.1 Basis of preparation

The consolidated financial statements of the Group have been prepared in accordance with all applicable Hong Kong Financial Reporting Standards ("HKFRSs") and the requirements of Hong Kong Companies Ordinance (Cap. 622). The consolidated financial statements have been prepared under the historical cost convention, as modified in relation to the revaluation of investment properties and certain financial liabilities (including derivative financial instruments) at fair value through profit or loss, which are carried at fair value.

The preparation of consolidated financial statements in conformity with HKFRSs requires the use of certain critical accounting estimates. It also requires management to exercise its judgement in the process of applying the Group's accounting policies. The areas involving a higher degree of judgement or complexity, or areas where assumptions and estimates are significant to the consolidated financial statements are disclosed in Note 4 to the consolidated financial statements.

##### 2.1.1 Going concern basis

For the year ended 31 March 2018, the Group recorded a net loss attributable to the equity holders of US\$2,771,000. As at the same date, the Group's current liabilities exceeded its current assets by US\$18,755,000 which included borrowings of US\$15,944,000 repayable within one year.

As at 31 March 2018, the Group had total outstanding bank borrowings amounted to US\$28,788,000. The Group has to comply with certain restrictive undertaking clauses set out in the loan agreements in connection with the ratio of vessel's market value together with value of security to outstanding borrowing amount (the "Vessel Ratio"). In respect of the bank borrowings of US\$19,068,000, the Group was in compliance with the Vessel Ratio requirements under the relevant loan agreements as at 31 March 2018.

## NOTES TO THE CONSOLIDATED FINANCIAL STATEMENTS

**2 Summary of significant accounting policies (continued)****2.1 Basis of preparation (continued)****2.1.1 Going concern basis (continued)**

In respect of the remaining bank borrowing of approximately US\$9,720,000, the Group's Vessel Ratio for the relevant vessel fell below the prescribed Vessel Ratio requirement under the relevant loan agreement during the year, entitling the bank to request for remedial actions by the Group. No such request were made by the bank, and the Group did not obtain a waiver from the bank from complying with or for revising the Vessel Ratio requirement. Pursuant to the relevant loan agreement, this bank borrowing might become immediately repayable if the Group fails to take remedial actions by repaying the bank borrowing or increasing pledged deposits within a period of time as may be required by the bank. As a result of the increase in market value of the vessel in the second half of the year, the Group became in compliance with the restrictive undertaking clauses set out in the loan agreements in connection with the Vessel Ratio as at 31 March 2018.

These conditions indicate the existence of a material uncertainty which may cast significant doubt over the Group's ability to continue as a going concern.

The directors of the Company have reviewed the Group's cash flow projections, which cover a period of twelve months from 31 March 2018. The directors are of the opinion that, after taking into account the following plans and measures, the Group will have sufficient working capital to meet its financial obligations as and when they fall due within the next twelve months from 31 March 2018:

- (i) On 24 November 2017, the Group obtained a new bank borrowing of US\$20,000,000 to refinance the Group's bank borrowings of US\$19,932,000. The new bank borrowing is interest bearing at London Interbank Offered rate plus 3.15% per annum, repayable by quarterly instalments over a term of 5 years. On 9 May 2018, the Group successfully extended the maturity date of another bank borrowings of US\$9,720,000 from 14 May 2018 to 28 February 2019.

These bank borrowings are subject to compliance of certain restrictive financial undertakings for which the Group will continue to monitor its compliance of such financial undertakings. Should the Group be unable to comply with these restrictive undertakings, the directors plan to negotiate with the bank and will seek to revise these undertakings or obtain a waiver of compliance from the bank.

## NOTES TO THE CONSOLIDATED FINANCIAL STATEMENTS

### 2 Summary of significant accounting policies (continued)

#### 2.1 Basis of preparation (continued)

##### 2.1.1 Going concern basis (continued)

- (ii) As at 31 March 2018, the Group had two convertible bonds (Note 23) of US\$44,721,000, which comprised convertible bonds in principal amount of US\$3,000,000 issued in September 2013 ("Ablaze Rich Convertible Bonds"); and convertible bonds in principal amount of US\$54,000,000 issued in May 2016 ("Top Build Convertible Bonds"). On the same date, the Group had loans from ultimate holding company of US\$7,737,000. Pursuant to the respective convertible bonds and loan agreements, the bondholders and lender have the right to demand for immediate repayment of the relevant principal amount of the convertible bonds and loans together with accrued interests should there be an event of defaults happened in respect of other borrowings of the Group.

In respect of the Ablaze Rich Convertible Bonds and the loan from ultimate holding company, the bondholder and the ultimate holding company confirmed that they do not have the intention and will not exercise their rights to demand for immediate repayment even if the events allowing such rights to demand happen in the next fifteen months from 31 March 2018.

For the Top Build Convertible Bonds, the directors plan to negotiate with the bondholder and will request the bondholder to issue a waiver should there be an event of default happened in respect of other borrowings of the Group.

- (iii) On 29 September 2017, Ablaze Rich Investments Limited, the ultimate holding company of the Group, together with the Company's two directors, Mr. Yan Kim Po and Ms. Lam Kwan, (collectively, the "Guarantors"), entered into a deed of funding undertakings to provide funding to the Group. The funding notice could be issued at the discretion of the Company to Ablaze Rich Investments Limited and the Guarantors and the total amount of funding undertakings shall not exceed US\$30,000,000. The deed was renewed on 30 March 2018 to extend the period of funding notice to 30 June 2019 from the date of renewal. The above deed entered on 29 September 2017 was superseded by this renewal deed, and had ceased to be effective from 30 March 2018.

The funding when provided shall be treated as an advance to the Company and be repayable by the Company at a suitable time to be agreed among the Company, Ablaze Rich Investments Limited and the Guarantors, but in any event shall only be repaid after at least twelve months from the funding draw down date.

The undertakings shall cease to have effect after fifteenth months from the date of the deed or upon the Company or any member of the Group having obtained additional long-term external bank borrowings or other sources of long-term financing with a principal amount of not less than US\$30,000,000, whichever is the earlier.

## NOTES TO THE CONSOLIDATED FINANCIAL STATEMENTS

**2 Summary of significant accounting policies (continued)****2.1 Basis of preparation (continued)****2.1.1 Going concern basis (continued)**

(iii) (continued)

In April 2017 and January 2018, the Group drew down a total of US\$4,500,000 of loan from the ultimate holding company under the terms of the deed, of which US\$3,000,000 will be repayable by April 2019 and the remaining will be repayable by January 2020. The available funding under the deed of funding undertakings was US\$25,500,000 as at 31 March 2018.

- (iv) In respect of the Group's investment properties development in Hainan, the Group is in the process of applying for the land development approval. The Group does not have any significant commitment for capital expenditure of such developments at this stage and no significant expenditures in relation to such development will be committed by the Group before securing the necessary funding.
- (v) The Group will also continue to seek for other alternative financing and bank borrowings to finance the settlement of its existing financial obligations and future operating and capital expenditures.

The directors are of the opinion that, taking into account the above-mentioned plans and measures, the Group will have sufficient working capital to finance its operations and to meet its financial obligations as and when they fall due within the next twelve months from 31 March 2018. Accordingly, the directors are satisfied that it is appropriate to prepare the consolidated financial statements on a going concern basis.

Notwithstanding the above, significant uncertainty exists as to whether management of the Group is able to achieve its plans and measures as described above. Whether the Group will be able to continue as a going concern would depend upon the Group's ability to generate adequate financing and operating cash flows through achieving the following plans:

- (i) Continuous compliance by the Group of the existing terms and conditions of bank borrowings and, where applicable, successful negotiation with the banks to obtain waiver or to revise the existing terms and conditions of the bank borrowings for the continuous compliance thereof as and when needed such that the existing bank borrowings will continue to be available to the Group and be repaid in accordance with the agreed repayment schedules;
- (ii) Successful negotiation with the bondholder to obtain waiver as and when needed such that the convertible bonds with principal amount of US\$54,000,000 will continue to be available to the Group;

## NOTES TO THE CONSOLIDATED FINANCIAL STATEMENTS

### 2 Summary of significant accounting policies (continued)

#### 2.1 Basis of preparation (continued)

##### 2.1.1 *Going concern basis (continued)*

- (iii) Ablaze Rich Investments Limited and the Guarantors will be able to provide further funding advance for up to US\$25,500,000 to the Group as and when needed which will be repayable beyond twelve months from 31 March 2018;
- (iv) If necessary, successful negotiation with bank to extend bank borrowing which will mature in February 2019;
- (v) Successful in application of the land development approval for the Group's investment properties development in Hainan and successful raising of financing as and when required for the development of the investment properties; and
- (vi) Obtaining additional sources of financing or bank borrowings as and when needed.

Should the Group be unable to operate as a going concern, adjustments would have to be made to reduce the carrying values of the Group's assets to their recoverable amounts, to provide for further liabilities which might arise, and to reclassify non-current assets and non-current liabilities as current assets and current liabilities, respectively. The effect of these adjustments has not been reflected in the consolidated financial statements.



## NOTES TO THE CONSOLIDATED FINANCIAL STATEMENTS

**2 Summary of significant accounting policies (continued)****2.1 Basis of preparation (continued)****2.1.2 Changes in accounting policy and disclosures**

- (a) New amendments to existing standards adopted by the Group for the financial year beginning 1 April 2017, but do not have significant financial impact to the Group.

HKFRS 12 (Amendment)	Disclosure of interest in other entities
HKAS 7 (Amendment)	Statement of cash flows — disclosure initiative
HKAS 12 (Amendment)	Recognition of deferred tax assets for unrealised losses

- (b) The following new standards and amendments to existing standards that have been issued, but are not effective for the financial year beginning on or after 1 April 2017 and have not been early adopted by the Group.

		Effective for annual periods beginning on or after
HKFRS 1 and HKAS 28 (Amendment)	Annual improvements 2014–2016 cycle	1 April 2018
HKAS 28 (Amendment)	Investments in associate and joint ventures	1 April 2018
HKAS 40 (Amendment)	Transfers of investment property	1 April 2018
HKFRS 1 (Amendment)	First time adoption of HKFRS	1 April 2018
HKFRS 2 (Amendment)	Classification and measurement of share-based payment transactions	1 April 2018
HKFRS 4 (Amendment)	Applying HKFRS 9 financial instruments with HKFRS 4 insurance contracts	1 April 2018
HKFRS 9	Financial instruments	1 April 2018
HKFRS 10 and HKAS 28 (Amendment)	Sale or contribution of assets between an investor and its associate or joint venture	Note
HKFRS 15	Revenue from contracts with customers	1 April 2018
HKFRS 15 (Amendment)	Clarification to HKFRS 15	1 April 2018
HK(IFRIC) 22	Foreign currency transactions and advance consideration	1 April 2018
HKFRS 9 (Amendment)	Prepayment features with negative compensation	1 April 2019
HKFRS 16	Leases	1 April 2019
HK(IFRIC) 23	Uncertainty over income tax treatments	1 April 2019
HKFRS 17	Insurance contracts	1 April 2021
HKFRS 3, HKFRS 11, HKAS 12 and HKAS 23 (Amendment)	Annual improvements 2015–2017 cycle	1 April 2019

Note: The effective date was to be determined.

## NOTES TO THE CONSOLIDATED FINANCIAL STATEMENTS

### 2 Summary of significant accounting policies (continued)

#### 2.1 Basis of preparation (continued)

##### 2.1.2 Changes in accounting policy and disclosures (continued)

(b) (continued)

*HKFRS 9, 'Financial instruments'*

HKFRS 9 addresses the classification, measurement and derecognition of financial assets and financial liabilities, introduces new rules for hedge accounting and a new impairment model for financial assets.

The classification and measurement requirements for financial liabilities under HKFRS 9 are largely unchanged from the requirements under HKAS 39, except that HKFRS 9 requires the fair value change of a financial liability designated at fair value through profit and loss that is attributable to changes of that financial liability's credit risk to be recognized in other comprehensive income (without reclassification to profit or loss).

The new hedge accounting rules will align the accounting for hedging instruments more closely with risk management practices. As a general rule, more hedge relationships might be eligible for hedge accounting, as the standard introduces a more principles-based approach.

The new impairment model requires the recognition of impairment provisions based on expected credit losses (ECL) rather than only incurred credit losses as is the case under HKAS 39. It applies to financial assets classified at amortised cost, debt instruments measured at fair value through other comprehensive income, contract assets under HKFRS 15 Revenue from Contracts with Customers, lease receivables, loan commitments and certain financial guarantee contracts.

The new standard also introduces expanded disclosure requirements and changes in presentation. These are expected to change the nature and extent of the Group's disclosures about its financial instruments particularly in the year of the adoption of the new standard.

HKFRS 9 applies for financial years commencing on or after 1 April 2018. The Group will apply the new rules from 1 April 2018, with the practical expedients permitted under the standard. Comparatives for 2018 will not be restated.

Based on the assessments undertaken to date, the Group expects that the impact will be immaterial.

## NOTES TO THE CONSOLIDATED FINANCIAL STATEMENTS

**2 Summary of significant accounting policies (continued)****2.1 Basis of preparation (continued)****2.1.2 Changes in accounting policy and disclosures (continued)**

(b) (continued)

*HKFRS 15, 'Revenue from Contracts with Customers'*

HKFRS 15 is a new standard issued by the HKICPA for the recognition of revenue. This will replace HKAS 18 which covers revenue arising from the sales of goods and the rendering of services and HKAS 11 which covers construction contracts and the related literature. The new standard is based on the principle that revenue is recognised when control of a good or service transfers to a customer. The standard permits either a full retrospective or a modified retrospective approach for the adoption.

The application of HKFRS 15 may further result in the identification of separate performance obligations, which could affect the timing of the recognition of revenue going forward.

HKFRS 15 is mandatory for financial years commencing on or after 1 April 2018. The Group intends to adopt the standard using the modified retrospective approach which means that the cumulative impact of the adoption will be recognised in retained earnings as of 1 April 2018 and that comparatives will not be restated.

The Group does not expect the new standard to have a significant impact to the revenue recognition of the Group.

## NOTES TO THE CONSOLIDATED FINANCIAL STATEMENTS

### 2 Summary of significant accounting policies (continued)

#### 2.1 Basis of preparation (continued)

##### 2.1.2 Changes in accounting policy and disclosures (continued)

- (b) (continued)

###### *HKFRS 16, 'Leases'*

HKFRS 16 was issued in January 2016. It will result in almost all leases being recognised on the balance sheet, as the distinction between operating and finance leases is removed. Under the new standard, an asset (the right to use the leased item) and a financial liability to pay rentals are recognised. The only exceptions are short-term and low-value leases.

The accounting for lessors will not significantly change.

The standard will affect primarily the accounting for the Group's operating leases. As at 31 March 2018, the Group has non-cancellable operating lease commitments of US\$866,000. Payment for short-term and low value leases will be recognised on a straight-line basis as an expense in profit of loss.

However, the Group has not yet assessed what other adjustments, if any, are necessary for example because of the change in the definition of the lease term and the different treatment of variable lease payments and of extension and termination options. It is therefore not yet possible to estimate the amount of right-of-use assets and lease liabilities that will have to be recognised on adoption of the new standard and how this may affect the Group's profit or loss and classification of cash flows going forward.

HKFRS 16 is a mandatory for financial years commencing on or after 1 April 2019. At this stage, the Group does not intend to adopt the standard before its effective date.

For the other amendments to standards presented, management is in the process of making an assessment of the likely impact of these changes but is not yet in a position to state whether any substantial changes to the Group's significant accounting policies and/or the presentation of its consolidated financial statements will result.

## NOTES TO THE CONSOLIDATED FINANCIAL STATEMENTS

### 2 Summary of significant accounting policies (continued)

#### 2.2 Subsidiaries

##### 2.2.1 Consolidation

A subsidiary is an entity (including a structured entity) over which the Group has control. The Group controls an entity when the Group is exposed to, or has rights to, variable returns from its involvement with the entity and has the ability to affect those returns through its power over the entity. Subsidiaries are consolidated from the date on which control is transferred to the Group. They are deconsolidated from the date that control ceases.

##### (a) Business combinations

The Group applies the acquisition method to account for business combinations. The consideration transferred for the acquisition of a subsidiary is the fair values of the assets transferred, the liabilities incurred to the former owners of the acquiree and the equity interests issued by the Group. The consideration transferred includes the fair value of any asset or liability resulting from a contingent consideration arrangement. Identifiable assets acquired and liabilities and contingent liabilities assumed in a business combination are measured initially at their fair values at the acquisition date.

The Group recognises any non-controlling interest in the acquiree on an acquisition-by-acquisition basis. Non-controlling interests in the acquiree that are present ownership interests and entitle their holders to a proportionate share of the entity's net assets in the event of liquidation are measured at either fair value or the present ownership interests' proportionate share in the recognised amounts of the acquiree's identifiable net assets. All other components of non-controlling interests are measured at their acquisition date fair value, unless another measurement basis is required by HKFRSs.

Acquisition-related costs are expensed as incurred.

If the business combination is achieved in stages, the acquisition date carrying value of the acquirer's previously held equity interest in the acquiree is re-measured to fair value at the acquisition date; any gains or losses arising from such remeasurement are recognised in profit or loss.

Intra-group transactions, balances and unrealised gains on transactions between Group companies are eliminated. Unrealised losses are also eliminated. When necessary, amounts reported by subsidiaries have been adjusted to conform with the Group's accounting policies.

## NOTES TO THE CONSOLIDATED FINANCIAL STATEMENTS

### 2 Summary of significant accounting policies (continued)

#### 2.2 Subsidiaries (continued)

##### 2.2.1 Consolidation (continued)

(b) *Changes in ownership interests in subsidiaries without change of control*

Transactions with non-controlling interests that do not result in loss of control are accounted for as equity transactions — that is, as transactions with the owners of the subsidiary in their capacity as owners. The difference between fair value of any consideration paid and the relevant share acquired of the carrying value of net assets of the subsidiary is recorded in equity. Gains or losses on disposals to non-controlling interests are also recorded in equity.

(c) *Disposal of subsidiaries*

When the Group ceases to have control, any retained interest in the entity is re-measured to its fair value at the date when control is lost, with the change in carrying amount recognised in profit or loss. The fair value is the initial carrying amount for the purposes of subsequently accounting for the retained interest as an associate, joint venture or financial asset. In addition, any amounts previously recognised in other comprehensive income in respect of that entity are accounted for as if the Group had directly disposed of the related assets or liabilities. This may mean that amounts previously recognised in other comprehensive income are reclassified to profit or loss.

## NOTES TO THE CONSOLIDATED FINANCIAL STATEMENTS

### 2 Summary of significant accounting policies (continued)

#### 2.2 Subsidiaries (continued)

##### *2.2.2 Common control business combinations*

The consolidated financial statements incorporate the financial statements of the combining entities or businesses in which the common control combination occurs as if they had been combined from the date when the combining entities or businesses first came under the control of the controlling party, as prescribed. Hong Kong Accounting Guideline 5, "Merger accounting for common control combinations" ("AG5").

The net assets of the combining entities or businesses are combined using the existing book values from the controlling parties' perspective. No amount is recognised in consideration for goodwill or excess of acquirers' interest in the net fair value of acquiree's identifiable assets, liabilities and contingent liabilities over cost at the time of common control combination, to the extent of the continuation of the controlling party's interest. The difference between fair value of acquisition consideration and carrying amount of net assets acquired is adjusted to equity within 'merger reserve'.

The consolidated statement of comprehensive income includes the results of each of the combining entities or businesses from the earliest date presented or since the date when the combining entities or businesses first came under the common control, where there is a shorter period, regardless of the date of the common control combination.

The comparative amounts in the consolidated financial statements are presented as if the entities or businesses had been combined at the previous balance sheet date or when they first came under common control, whichever is shorter.

A uniform set of accounting policies is adopted by those entities. All intra-group transactions, balances and unrealised gains on transactions between combining entities or businesses are eliminated on consolidation.

Transaction costs, including professional fees, registration fees, costs of furnishing information to shareholders, costs or losses incurred in combining operations of the previously separate businesses, etc., incurred in relation to the common control combination that is to be accounted for by using merger accounting is recognised as an expense in the period in which it is incurred.

## NOTES TO THE CONSOLIDATED FINANCIAL STATEMENTS

### 2 Summary of significant accounting policies (continued)

#### 2.2 Subsidiaries (continued)

##### *2.2.3 Separate financial statements*

Investments in subsidiaries are accounted for at cost less impairment. Cost includes direct attributable costs of investment. The results of subsidiaries are accounted for by the Company on the basis of dividend received and receivable.

Impairment testing of the investments in subsidiaries is required upon receiving dividends from these investments if the dividend exceeds the total comprehensive income of the subsidiary in the period the dividend is declared or if the carrying amount of the investment in the separate financial statements exceeds the carrying amount in the consolidated financial statements of the investee's net assets including goodwill.

#### 2.3 Segment reporting

Operating segments are reported in a manner consistent with the internal reporting provided to the chief operating decision-maker. The chief operating decision-maker, who is responsible for allocating resources and assessing performance of the operating segments, have been identified as the executive director of the Company that makes strategic decisions.

#### 2.4 Foreign currency translation

##### *(a) Functional and presentation currency*

Items included in the financial statements of each of the Group's entities are measured using the currency of the primary economic environment in which the entity operates (the "functional currency"). The consolidated financial statements are presented in US\$, which is the Company's functional and the Group's presentation currency.

##### *(b) Transactions and balances*

Foreign currency transactions are translated into the functional currency using the exchange rates prevailing at the dates of the transactions or valuation where items are re-measured. Foreign exchange gains and losses resulting from the settlement of such transactions and from the translation at year-end exchange rates of monetary assets and liabilities denominated in foreign currencies are recognised in the consolidated statement of comprehensive income.



## NOTES TO THE CONSOLIDATED FINANCIAL STATEMENTS

**2 Summary of significant accounting policies (continued)****2.4 Foreign currency translation (continued)***(c) Group companies*

The results and financial position of all the group entities (none of which has the currency of a hyper-inflationary economy) that have a functional currency different from the presentation currency are translated into the presentation currency as follows:

- (i) assets and liabilities for each balance sheet presented are translated at the closing rate at the date of that statement of financial position;
- (ii) income and expenses for each income statement are translated at average exchange rates (unless this average is not a reasonable approximation of the cumulative effect of the rates prevailing on the transaction dates, in which case income and expenses are translated at the rate on the dates of the transactions); and
- (iii) all resulting exchange differences are recognised in other comprehensive income.

**2.5 Property, plant and equipment**

Property, plant and equipment are stated at historical cost less depreciation and impairment losses. Historical cost includes expenditure that is directly attributable to the acquisition of the items.

Subsequent costs are included in the asset's carrying amount or recognised as a separate asset, as appropriate, only when it is probable that future economic benefits associated with the item will flow to the Group and the cost of the item can be measured reliably. The carrying amount of the replaced part is derecognised. All other repairs and maintenance are charged to the consolidated statement of comprehensive income during the financial period in which they are incurred.

Depreciation is calculated using the straight-line method to allocate their cost to their residual values over their estimated useful lives, as follows:

— Vessels	25 years
— Office equipment	3–5 years
— Leasehold improvements	3 years
— Motor vehicles	4 years

Vessel component costs include the cost of major components which are usually replaced or renewed at dry dockings. This cost is depreciated over the period to the next dry docking. Costs incurred on subsequent dry docking of vessel are capitalised as part of the cost of vessel and depreciated on a straight-line basis over the estimated period until the next dry docking.

The assets' residual values and useful lives are reviewed, and adjusted if appropriate, at the end of each reporting period.

## NOTES TO THE CONSOLIDATED FINANCIAL STATEMENTS

### 2 Summary of significant accounting policies (continued)

#### 2.5 Property, plant and equipment (continued)

An asset's carrying amount is written down immediately to its recoverable amount if the asset's carrying amount is greater than its estimated recoverable amount (Note 2.7).

Gains and losses on disposals are determined by comparing proceeds with carrying amount and are recognised within "other gains — net" in the consolidated statement of comprehensive income.

#### 2.6 Investment properties

Investment property, principally comprising leasehold land, is held for long-term rental yields or for capital appreciation or both, and that are not occupied by the Group. It also includes properties that are being constructed or developed for future use as investment properties. Land held under operating leases are accounted for as investment properties when the rest of the definition of an investment property is met. In such cases, the operating leases concerned are accounted for as if they were finance leases. Investment property is initially measured at cost, including related transaction costs and where applicable borrowing costs. After initial recognition, investment properties are carried at fair value, representing open market value determined at each reporting date by external valuer. Fair value is based on active market prices, adjusted, if necessary, for any difference in the nature, location or condition of the specific asset. If the information is not available, the Group uses alternative valuation methods such as recent prices on less active markets or discounted cash flow projections. Changes in fair values are recorded in the consolidated statement of comprehensive income as part of a valuation gain or loss in 'other gains — net'.

#### 2.7 Impairment of non-financial assets

Assets that have an indefinite useful life, for example goodwill, are not subject to amortisation and are tested annually for impairment. Assets that are subject to amortisation are reviewed for impairment whenever events or changes in circumstances indicate that the carrying amount may not be recoverable. An impairment loss is recognised for the amount by which the asset's carrying amount exceeds its recoverable amount. The recoverable amount is the higher of an asset's fair value less costs of disposal and value in use. The fair values of vessels are determined either by the market valuation or by independent valuers. The value in use of the vessels represents estimated future cash flows from the continuing use of the vessels. For the purposes of assessing impairment, assets are grouped at the lowest levels for which there are separately identifiable cash flows (cash-generating units). Non-financial assets other than goodwill that suffered an impairment are reviewed for possible reversal of the impairment at each reporting date.

## NOTES TO THE CONSOLIDATED FINANCIAL STATEMENTS

### 2 Summary of significant accounting policies (continued)

#### 2.8 Financial assets

##### 2.8.1 Classification

The Group classifies its financial assets depending on the purpose for which the financial assets were acquired. Management determines the classification of its financial assets at initial recognition.

##### (a) Trade receivables

Trade receivables are non-derivative financial assets with fixed or determinable payments that are not quoted in an active market. They are included in current assets, except for the amounts that are settled or expected to be settled more than 12 months after the end of the reporting period. These are classified as non-current assets. The Group's receivables comprise "trade and other receivables", "pledged bank deposits" and "cash and cash equivalents" in the consolidated statement of financial position (Notes 2.12 and 2.13).

##### 2.8.2 Recognition and measurement

Regular way purchases and sales of financial assets are recognised on trade-date — the date on which the Group commits to purchase or sell the asset. Investment are initially recognised at fair value plus transaction costs for all financial assets not carried at fair value through profit or loss. Financial assets carried at fair value through profit or loss are initially recognised at fair value, and transaction costs are expensed in the consolidated statement of comprehensive income. Financial assets are derecognised when the rights to receive cash flows from the investments have expired or have been transferred and the Group has transferred substantially all risks and rewards of ownership. Financial assets at fair value through profit or loss are subsequently carried at fair value. Loans and receivables are subsequently carried at amortised cost using the effective interest method.

Gains or losses arising from changes in the fair value of the 'financial assets at fair value through profit or loss' category are presented in the consolidated statement of comprehensive income within "other gains — net" in the period in which they arise.

#### 2.9 Offsetting financial instruments

Financial assets and liabilities are offset and the net amount reported in the consolidated statement of financial position when there is a legally enforceable right to offset the recognised amounts and there is an intention to settle on a net basis or realise the asset and settle the liability simultaneously. The legally enforceable right must not be contingent on future events and must be enforceable in the normal course of business and in the event of default, insolvency or bankruptcy of the company or the counterparty.

## NOTES TO THE CONSOLIDATED FINANCIAL STATEMENTS

### 2 Summary of significant accounting policies (continued)

#### 2.10 Impairment of financial assets

The Group assesses at the end of each reporting period whether there is objective evidence that a financial asset or group of financial assets is impaired. A financial asset or a group of financial assets is impaired and impairment losses are incurred only if there is objective evidence of impairment as a result of one or more events that occurred after the initial recognition of the asset (a "loss event") and that loss event (or events) has an impact on the estimated future cash flows of the financial asset or group of financial assets that can be reliably estimated.

Evidence of impairment may include indications that the debtors or a group of debtors is experiencing significant financial difficulty, default or delinquency in interest or principal payments, the probability that they will enter bankruptcy or other financial reorganisation, and where observable data indicate that there is a measurable decrease in the estimated future cash flows, such as changes in arrears or economic conditions that correlate with defaults.

For loans and receivables category, the amount of the loss is measured as the difference between the asset's carrying amount and the present value of estimated future cash flows (excluding future credit losses that have not been incurred) discounted at the financial asset's original effective interest rate. The carrying amount of the asset is reduced and the amount of the loss is recognised in the consolidated income statement. If a loan or held-to-maturity investment has a variable interest rate, the discount rate for measuring any impairment loss is the current effective interest rate determined under the contract. As a practical expedient, the Group may measure impairment on the basis of an instrument's fair value using an observable market price.

If, in a subsequent period, the amount of the impairment loss decreases and the decrease can be related objectively to an event occurring after the impairment was recognised (such as an improvement in the debtor's credit rating), the reversal of the previously recognised impairment loss is recognised in the consolidated statement of comprehensive income.

#### 2.11 Derivative financial instruments which do not qualify for hedge accounting

Derivatives are initially recognised at fair value on the date a derivative contract is entered into and subsequently remeasured at their fair values.

Changes in fair value of the derivative instruments which do not qualify for hedge accounting are recognised immediately in consolidated statement of comprehensive income within "other gains — net". All derivatives outstanding on the reporting date are classified as financial assets measured at fair value through profit or loss when their fair values are positive and as financial liabilities at fair value through profit or loss when their fair values are negative.

## NOTES TO THE CONSOLIDATED FINANCIAL STATEMENTS

### 2 Summary of significant accounting policies (continued)

#### 2.12 Trade receivables and other receivables

Trade receivables are amounts due from customers for services performed in the ordinary course of business. If collection of trade receivables and other receivables is expected in one year or less (or in the normal operating cycle of the business if longer), they are classified as current assets. If not, they are presented as non-current assets.

Trade receivables and other receivables are recognised initially at fair value and subsequently measured at amortised cost using the effective interest method, less allowance for impairment.

#### 2.13 Cash and cash equivalents

In the consolidated statement of cash flows, cash and cash equivalents include cash in hand, deposits held at call with banks and other short-term highly liquid investments with original maturities of three months or less.

#### 2.14 Share capital

Ordinary shares are classified as equity.

Incremental costs directly attributable to the issue of new shares or options are shown in equity as a deduction, net of tax, from the proceeds.

#### 2.15 Trade and other payables

Trade payables are obligations to pay for services that have been acquired in the ordinary course of business from suppliers. Accounts payable are classified as current liabilities if payment is due within one year or less (or in the normal operating cycle of the business if longer). If not, they are presented as non-current liabilities.

Trade and other payables are recognised initially at fair value and subsequently measured at amortised cost using the effective interest method.

#### 2.16 Borrowings

Borrowings are recognised initially at fair value, net of transaction costs incurred. Borrowings are subsequently stated at amortised cost; any difference between the proceeds (net of transaction costs) and the redemption value is recognised in the consolidated statement of comprehensive income over the period of the borrowings using the effective interest method.

## NOTES TO THE CONSOLIDATED FINANCIAL STATEMENTS

### 2 Summary of significant accounting policies (continued)

#### 2.16 Borrowings (continued)

Fees paid on the establishment of loan facilities are recognised as transaction costs of the loan to the extent that it is probable that some or all of the facility will be drawn down. In this case, the fee is deferred until the draw-down occurs. To the extent there is no evidence that it is probable that some or all of the facility will be drawn down, the fee is capitalised as a pre-payment for liquidity services and amortised over the period of the facility to which it relates.

Borrowings are classified as current liabilities unless the Group has an unconditional right to defer settlement of the liability for at least 12 months after the end of the reporting period.

#### 2.17 Borrowing costs

General and specific borrowing costs directly attributable to the acquisition, construction or production of qualifying assets, which are assets that necessarily take a substantial period of time to get ready for their intended use or sale, are added to the cost of those assets, until such time as the assets are substantially ready for their intended use or sale.

Investment income earned on the temporary investment of specific borrowings pending their expenditure on qualifying assets is deducted from the borrowing costs eligible for capitalisation.

All other borrowing costs are recognised in consolidated statement of comprehensive income in the period in which they are incurred.

#### 2.18 Convertible bonds

##### (a) *Convertible bonds with equity component*

The liability component of a compound financial instrument is recognised initially at the fair value of a similar liability that does not have an equity conversion option. The equity component is recognised initially at the difference between the fair value of the compound financial instrument as a whole and the fair value of the liability component, which is included in shareholders' equity in 'Convertible bonds'. Any directly attributable transaction costs are allocated to the liability and equity components in proportion to their initial carrying amounts.

Subsequent to initial recognition, the liability component of a compound financial instrument is measured at amortised cost using the effective interest method. The equity component of a compound financial instrument is not re-measured subsequent to initial recognition except on conversion or expiry.

The liability component of a convertible instrument is classified as current unless the Group has an unconditional right to defer settlement of the liability for at least 12 months after the end of the reporting period.

## NOTES TO THE CONSOLIDATED FINANCIAL STATEMENTS

### 2 Summary of significant accounting policies (continued)

#### 2.18 Convertible bonds (continued)

##### *(b) Convertible bonds without equity component*

All other convertible bonds which do not exhibit the characteristics mentioned in (a) above are accounted for as hybrid instruments consisting of an embedded derivative and a host debt contract.

At initial recognition, the embedded derivative of the convertible bonds is accounted for as derivative financial instruments and is measured at fair value. Any excess of proceeds over the amount initially recognised as the derivative component is recognised as a liability under the contract. Transaction costs that relate to the issue of the convertible bonds are allocated to the liability under the contract.

The derivative component is subsequently carried at fair value and changes in fair value are recognised in the consolidated income statement. The liability under the contract is subsequently carried at amortised cost, calculated using the effective interest method, until extinguished on conversion, redemption or maturity.

When the bond is converted, the carrying amount of the liability under the contract together with the fair value of the relevant derivative component at the time of conversion are transferred to share capital as consideration for the shares issued. When the bond is redeemed, any difference between the redemption amount and the carrying amounts of both components is recognised in the consolidated statement of comprehensive income.

#### 2.19 Current and deferred income tax

The tax expense for the period comprises current and deferred tax. Tax is recognised in the consolidated statement of comprehensive income, except to the extent that it relates to items recognised in other comprehensive income or directly in equity. In this case the tax is also recognised in other comprehensive income or directly in equity, respectively.

##### *(a) Current income tax*

The current income tax charge is calculated on the basis of the tax laws enacted or substantively enacted at the end of reporting period in the countries where the Company's subsidiaries operate and generate taxable income. Management periodically evaluates positions taken in tax returns with respect to situations in which applicable tax regulation is subject to interpretation. It establishes provisions where appropriate on the basis of amounts expected to be paid to the tax authorities.

## NOTES TO THE CONSOLIDATED FINANCIAL STATEMENTS

### 2 Summary of significant accounting policies (continued)

#### 2.19 Current and deferred income tax (continued)

##### (b) *Deferred income tax*

###### Inside basis differences

Deferred income tax is recognised, using the liability method, on temporary differences arising between the tax bases of assets and liabilities and their carrying amounts in the consolidated financial statements. However, deferred tax liabilities are not recognised if they arise from the initial recognition of goodwill, the deferred income tax is not accounted for if it arises from initial recognition of an asset or liability in a transaction other than a business combination that at the time of the transaction affects neither accounting nor taxable profit or loss. Deferred income tax is determined using tax rates (and laws) that have been enacted or substantively enacted by the balance sheet date and are expected to apply when the related deferred income tax asset is realised or the deferred income tax liability is settled.

Deferred income tax assets are recognised only to the extent that it is probable that future taxable profit will be available against which the temporary differences can be utilised.

###### Outside basis differences

Deferred income tax liabilities are provided on taxable temporary differences arising from investments in subsidiaries, except for deferred income tax liability where the timing of the reversal of the temporary difference is controlled by the Group and it is probable that the temporary difference will not reverse in the foreseeable future.

Deferred income tax assets are recognised on deductible temporary differences arising from investments in subsidiaries only to the extent that it is probable the temporary difference will reverse in the future and there is sufficient taxable profit available against which the temporary difference can be utilised.

##### (c) *Offsetting*

Deferred income tax assets and liabilities are offset when there is a legally enforceable right to offset current tax assets against current tax liabilities and when the deferred income taxes assets and liabilities relate to income taxes levied by the same taxation authority on either the taxable entity or different taxable entities where there is an intention to settle the balances on a net basis.



## NOTES TO THE CONSOLIDATED FINANCIAL STATEMENTS

**2 Summary of significant accounting policies (continued)****2.20 Employee benefits****(a) Retirement benefit obligations**

The Group operates the defined contribution pension plans.

A defined contribution plan is a pension plan under which the Group pays fixed contributions into a separate entity. The Group has no legal or constructive obligations to pay further contributions if the fund does not hold sufficient assets to pay all employees the benefits relating to employee service in the current and prior periods.

For defined contribution plans, the Group pays contributions to publicly or privately administered pension insurance plans on a mandatory, contractual or voluntary basis. The Group has no further payment obligations once the contributions have been paid. The contributions are recognised as 'employee benefit expense' when they are due. Prepaid contribution are recognise as an asset to the extent that a cash refund or a reduction in the future payments is available.

The employees of the Group's subsidiary which operate in China is required to participate in a central pension scheme operated by the local municipal government. The subsidiary is required to contribute to the central pension scheme at a fixed rate of the employees' salary costs. The contributions are charged to the consolidated income statement as they become payable in accordance with the rules of the central pension scheme.

**(b) Profit-sharing and bonus plans**

The Group recognises a liability and an expense for bonuses and profit-sharing, based on a formula that takes into consideration the profit attributable to the Company's shareholders after certain adjustments. The Group recognises a provision where contractually obliged or where there is a past practice that has created a constructive obligation.

## NOTES TO THE CONSOLIDATED FINANCIAL STATEMENTS

### 2 Summary of significant accounting policies (continued)

#### 2.21 Share-based payments

##### (a) *Equity-settled share-based payment transactions*

The Group operates a number of equity-settled, share-based compensation plans, under which the entity receives services from employees as consideration for equity instruments (options) of the Group. The fair value of the employee services received in exchange for the grant of the options is recognised as an expense. The total amount to be expensed is determined by reference to the fair value of the options granted:

- including any market performance conditions (for example, an entity's share price);
- excluding the impact of any service and non-market performance vesting conditions (for example, profitability, sales growth targets and remaining an employee of the entity over a specified time period); and
- including the impact of any non-vesting conditions (for example, the requirement for employees to save).

At the end of each reporting period, the Group revises its estimates of the number of options that are expected to vest based on the non-marketing performance and service conditions. It recognises the impact of the revision to original estimates, if any, in the consolidated statement of comprehensive income, with a corresponding adjustment to equity.

In addition, in some circumstances employees may provide services in advance of the grant date and therefore the grant date fair value is estimated for the purposes of recognising the expense during the period between service commencement period and grant date.

When the options are exercised, the Company issues new shares. The proceeds received net of any directly attributable transaction costs are credited to share capital (nominal value) and share premium.

##### (b) *Share-based payment transactions among group entities*

The grant by the Company of options over its equity instruments to the employees of subsidiary undertakings in the Group is treated as a capital contribution. The fair value of employee services received, measured by reference to the grant date fair value, is recognised over the vesting period as an increase to investment in subsidiaries undertakings, with a corresponding credit to equity in the parent entity accounts.

## NOTES TO THE CONSOLIDATED FINANCIAL STATEMENTS

### 2 Summary of significant accounting policies (continued)

#### 2.22 Provisions

Provisions are recognised when: the Group has a present legal or constructive obligation as a result of past events; it is probable that an outflow of resources will be required to settle the obligation; and the amount has been reliably estimated. Provisions are not recognised for future operating losses.

Where there are a number of similar obligations, the likelihood that an outflow will be required in settlement is determined by considering the class of obligations as a whole. A provision is recognised even if the likelihood of an outflow with respect to any one item included in the same class of obligations may be small.

Provisions are measured at the present value of the expenditures expected to be required to settle the obligation using a pre-tax rate that reflects current market assessments of the time value of money and the risks specific to the obligation. The increase in the provision due to passage of time is recognised as interest expense.

#### 2.23 Revenue recognition

Revenue is measured at the fair value of the consideration received or receivable. The Group recognises revenue when the amount of revenue can be reliably measured; when it is probable that future economic benefits will flow to the entity; and when specific criteria have been met for each of the Group's activities, as described below.

##### (a) *Charter income*

Time charter income is recognised on a straight-line basis over the period of each charter. Voyage charter income is recognised on a percentage-of-completion basis, which is determined on the time proportion method of each individual voyage.

##### (b) *Interest income*

Interest income is recognised using the effective interest method. When a loan and receivable is impaired, the Group reduces the carrying amount to its recoverable amount, being the estimated future cash flow discounted at the original effective interest rate of the instrument, and continues unwinding the discount as interest income. Interest income on impaired loan and receivables are recognised using the original effective interest rate.

#### 2.24 Leases

Leases in which a significant portion of the risks and rewards of ownership are retained by the lessor are classified as operating leases. Payments made under operating leases (net of any incentives received from the lessor) are charged to the income statement on a straight-line basis over the period of the lease.

## NOTES TO THE CONSOLIDATED FINANCIAL STATEMENTS

### 3 Financial risk management

#### 3.1 Financial risk factors

The Group's activities expose it to a variety of financial risks: market risk (including foreign exchange risk and cash flow and fair value interest rate risk), credit risk and liquidity risk. The management manages and monitors these exposures to ensure appropriate measures are implemented on a timely and effective manner.

##### (a) *Market risk*

###### (i) *Foreign exchange risk*

Foreign currency risk is the risk that the value of a financial instrument fluctuates because of the changes in foreign exchange rates.

The operation of the Group's vessel chartering business and property investment and development business are primarily in US\$ and Renminbi ("RMB") respectively, with small extent in HK\$. Foreign exchange risk arises when recognised financial assets and liabilities are denominated in a currency that is not the entity's functional currency.

The financial assets and liabilities of the subsidiaries of the Group in HK and the People's Republic of China (the "PRC") are primarily denominated in US\$ and RMB, respectively. As US\$ is pegged with HK\$ under the Linked Exchange Rate System, the Group does not have significant foreign currency transactions and balances. Foreign currency sensitivity analysis is not presented.

###### (ii) *Cash flow and fair value interest rate risk*

The Group is exposed to fair value interest rate risk arising from convertible bonds (Note 23). The Group is also exposed to cash flow interest risk arising from floating rate bank borrowings (Note 21), net-off by bank deposits.

The Group's cash flow interest rate risk is mainly concentrated on the fluctuations of London Interbank Offered rate ("LIBOR") arising from the Group's variable-rate bank borrowings.

Except for the convertible bonds with face value of US\$3,000,000 and loan from ultimate holding company, bearing a fixed interest rate at 4% per annum and bank borrowings bearing floating interest rates, the Group has no significant interest-bearing assets and liabilities. The Group's income and operating cash flows are substantially independent of changes in market interest rates. Management does not anticipate significant impact resulted from the changes in interest rates.

## NOTES TO THE CONSOLIDATED FINANCIAL STATEMENTS

**3 Financial risk management (continued)****3.1 Financial risk factors (continued)****(a) Market risk (continued)***(ii) Cash flow and fair value interest rate risk (continued)*

As at 31 March 2018, if interest rates on bank borrowings had been fluctuated by 30 basis points with all other variables held constant, the Group's post-tax loss for the year would have been affected by US\$57,000 (2017: US\$68,000), mainly as a result of fluctuation on interest expenses on floating rate bank borrowings.

**(b) Credit risk**

Credit risk is managed on a group basis. The Group's credit risk mainly arises from cash and cash equivalents, deposits with banks, trade and other receivables, amounts due from related companies. The maximum exposure to credit risk is represented by the carrying amount of each financial asset in the consolidated statement of financial position. Management has policies in place to monitor the exposures to these credit risks on an on-going basis.

For cash and cash equivalents and deposits with banks and financial institutions, they are all deposited or traded with high quality financial institutions without significant credit risk.

Apart from major customers disclosed in Note 5, management considered there is no significant concentration of credit risk. The Group has put in place policies to ensure that services are provided to customers with an appropriate credit history and the Group performs periodic credit evaluations of its customers. The Group's historical experience in collection of trade and other receivables falls within the recorded allowances.

Management reviews the recoverable amount of each individual trade receivable regularly, if any, to ensure that adequate impairment losses are recognised for irrecoverable amounts. In this regard, the management considers that the Group's credit risk is significantly reduced.

The credit quality of other receivables, amounts due from related companies have been assessed with reference to historical information about the counterparties default. Management does not believe the credit risk are significant, considering the existing related parties do not have defaults in the past and management does not expect any losses from non-performance by these counterparties.

## NOTES TO THE CONSOLIDATED FINANCIAL STATEMENTS

### 3 Financial risk management (continued)

#### 3.1 Financial risk factors (continued)

##### (c) *Liquidity risk*

For the year ended 31 March 2018, the Group recorded a net loss attributable to the equity holders of US\$2,771,000. As at the same date, the Group's current liabilities exceeded its current assets by US\$18,755,000 which included borrowings of US\$15,944,000 repayable within one year.

As at 31 March 2018, the Group had total outstanding bank borrowings amounted to US\$28,788,000. The Group has to comply with certain restrictive undertaking clauses set out in the loan agreements in connection with the ratio of vessel's market value together with value of security to outstanding borrowing amount (the "Vessel Ratio"). In respect of the bank borrowings of US\$19,068,000, the Group was in compliance with the Vessel Ratio requirements under the relevant loan agreements as at 31 March 2018.

In respect of the remaining bank borrowing of approximately US\$9,720,000, the Group's Vessel Ratio for the relevant vessel fell below the prescribed Vessel Ratio requirement under the relevant loan agreement during the year, entitling the bank to request for remedial actions by the Group. No such request were made by the bank, and the Group did not obtained a waiver from the bank from complying with or for revising the Vessel Ratio requirement. Pursuant to the relevant loan agreement, this bank borrowing might become immediately repayable if the Group fails to take remedial actions by repaying the bank borrowing or increasing pledged deposits within a period of time as may be required by the bank. As a result of the increase in market value of the vessel in the second half of the year, the Group became in compliance with the restrictive undertaking clauses set out in the loan agreements in connection with the Vessel Ratio as at 31 March 2018.

The directors of the Company have reviewed the Group's cash flow projections, which cover a period of twelve months from 31 March 2018. The directors are of the opinion that, after taking into account the following plans and measures, the Group will have sufficient working capital to meet its financial obligations as and when they fall due within the next twelve months from 31 March 2018:

- (i) On 24 November 2017, the Group obtained a new bank borrowing of US\$20,000,000 to refinance the Group's bank borrowings of US\$19,932,000. The new bank borrowing is interest bearing at London Interbank Offered rate plus 3.15% per annum, repayable by quarterly instalments over a term of 5 years. On 9 May 2018, the Group successfully extended the maturity date of another bank borrowings of US\$9,720,000 from 14 May 2018 to 28 February 2019.

These bank borrowings are subject to compliance of certain restrictive financial undertakings for which the Group will continue to monitor its compliance of such financial undertakings. Should the Group be unable to comply with these restrictive undertakings, the directors plan to negotiate with the bank and will seek to revise these undertakings or obtain a waiver of compliance from the bank.

## NOTES TO THE CONSOLIDATED FINANCIAL STATEMENTS

**3 Financial risk management (continued)****3.1 Financial risk factors (continued)***(c) Liquidity risk (continued)*

- (ii) As at 31 March 2018, the Group had two convertible bonds (Note 23) of US\$44,721,000, which comprised convertible bonds in principal amount of US\$3,000,000 issued in September 2013 ("Ablaze Rich Convertible Bonds"); and convertible bonds in principal amount of US\$54,000,000 issued in May 2016 ("Top Build Convertible Bonds"). On the same date, the Group had loans from ultimate holding company of US\$7,737,000. Pursuant to the respective convertible bonds and loan agreements, the bondholders and lender have the right to demand for immediate repayment of the relevant principal amount of the convertible bonds and loans together with accrued interests should there be an event of defaults happened in respect of other borrowings of the Group.

In respect of the Ablaze Rich Convertible Bonds and the loan from ultimate holding company, the bondholder and the ultimate holding company confirmed that they do not have the intention and will not exercise their rights to demand for immediate repayment even if the events allowing such rights to demand happen in the next fifteen months from 31 March 2018.

For the Top Build Convertible Bonds, the directors plan to negotiate with the bondholder and will request the bondholder to issue a waiver should there be an event of default happened in respect of other borrowings of the Group.

- (iii) On 29 September 2017, Ablaze Rich Investments Limited, the ultimate holding company of the Group, together with the Company's two directors, Mr. Yan Kim Po and Ms. Lam Kwan, (collectively, the "Guarantors"), entered into a deed of funding undertakings to provide funding to the Group. The funding notice could be issued at the discretion of the Company to Ablaze Rich Investments Limited and the Guarantors and the total amount of funding undertakings shall not exceed US\$30,000,000. The deed was renewed on 30 March 2018 to extend the period of funding notice to 30 June 2019 from the date of renewal. The above deed entered on 29 September 2017 was superseded by this renewal deed, and had ceased to be effective from 30 March 2018.

The funding when provided shall be treated as an advance to the Company and be repayable by the Company at a suitable time to be agreed among the Company, Ablaze Rich Investments Limited and the Guarantors, but in any event shall only be repaid after at least twelve months from the funding draw down date.

## NOTES TO THE CONSOLIDATED FINANCIAL STATEMENTS

### 3 Financial risk management (continued)

#### 3.1 Financial risk factors (continued)

##### (c) *Liquidity risk (continued)*

##### (iii) (continued)

The undertakings shall cease to have effect after fifteenth months from the date of the deed or upon the Company or any member of the Group having obtained additional long-term external bank borrowings or other sources of long-term financing with a principal amount of not less than US\$30,000,000, whichever is the earlier.

In April 2017 and January 2018, the Group drew down a total of US\$4,500,000 of loan from the ultimate holding company under the terms of the deed, of which US\$3,000,000 will be repayable by April 2019 and the remaining will be repayable by January 2020. The available funding under the deed of funding undertakings was US\$25,500,000 as at 31 March 2018.

- (iv) In respect of the Group's investment properties development in Hainan, the Group is in the process of applying for the land development approval. The Group does not have any significant commitment for capital expenditure of such developments at this stage and no significant expenditures in relation to such development will be committed by the Group before securing the necessary funding.
- (v) The Group will also continue to seek for other alternative financing and bank borrowings to finance the settlement of its existing financial obligations and future operating and capital expenditures.



## NOTES TO THE CONSOLIDATED FINANCIAL STATEMENTS

**3 Financial risk management (continued)****3.1 Financial risk factors (continued)***(c) Liquidity risk (continued)*

The table below analyses the Group's financial liabilities into relevant maturity groupings based on the remaining period at the end of reporting period to the contractual maturity date. Derivative financial liabilities are included in the analysis if their contractual maturities are essential for an understanding of the timing of the cash flows. The amounts disclosed in the table are the contractual undiscounted cash flows.

	Less than 1 year US\$'000	Between 1 and 2 years US\$'000	Between 2 and 5 years US\$'000	Total US\$'000
<b>At 31 March 2018</b>				
Borrowings and loans	15,944	7,711	12,870	36,525
Interest on borrowings and loans	1,339	785	1,240	3,364
Convertible bonds and interest payable	3,600	—	54,000	57,600
Other payables and accruals	5,730	—	—	5,730
<b>At 31 March 2017</b>				
Borrowings and loans	23,210	4,671	8,852	36,733
Interest on borrowings and loans	1,064	518	762	2,344
Derivative financial instruments	53	—	—	53
Convertible bonds and interest payable	—	3,600	54,000	57,600
Other payables and accruals	4,614	—	—	4,614

## NOTES TO THE CONSOLIDATED FINANCIAL STATEMENTS

**3 Financial risk management (continued)****3.2 Capital risk management**

The Group's objectives when managing capital are to safeguard the Group's ability to continue as a going concern in order to provide returns for shareholders and benefits for other stakeholders and to maintain an optimal capital structure to reduce the cost of capital.

The Group actively and regularly reviews and manages its capital structure to ensure optimal capital structure and shareholder returns, taking into consideration future capital requirements of the Group and capital efficiency, prevailing and projected profitability, projected operating cash flows, projected capital expenditure and projected strategic investment opportunities. In order to maintain or adjust the capital structure, the Group may adjust the amount of dividends paid to shareholders, repurchase the Company's shares, return capital to shareholders, issue new shares or sell assets to reduce debt.

The Group monitors capital on the basis of the gearing ratio. This ratio is calculated as total debts divided by total assets. Total debts are calculated as total borrowings and convertible bonds. As at 31 March 2018, the gearing ratio is 63.8% (2017: 65.7%).

**3.3 Fair value estimation**

The table below analyses the Group's financial instruments carried at fair value as at 31 March 2018 by level of the inputs to valuation techniques used to measure fair value. Such inputs are categorised into three levels within a fair value hierarchy as follows:

The different levels have been defined as follows:

- Quoted prices (unadjusted) in active markets for identical assets or liabilities (level 1).
- Inputs other than quoted prices included within level 1 that are observable for the asset or liability, either directly (that is, as prices) or indirectly (that is, derived from prices) (level 2).
- Inputs for the asset or liability that are not based on observable market data (that is, unobservable inputs) (level 3).

The following table presents the Group's financial liabilities that are measured at fair value as at 31 March 2018.

	Level 1 US\$'000	Level 2 US\$'000	Level 3 US\$'000	Total US\$'000
<b>Liabilities</b>				
Convertible bonds				
— derivative components	—	1,221	—	1,221

## NOTES TO THE CONSOLIDATED FINANCIAL STATEMENTS

**3 Financial risk management (continued)****3.3 Fair value estimation (continued)**

The following table presents the Group's financial liabilities that are measured at fair value as at 31 March 2017.

	Level 1 US\$'000	Level 2 US\$'000	Level 3 US\$'000	Total US\$'000
<b>Liabilities</b>				
Derivative financial instruments				
— interest rate swap	—	53	—	53
Convertible bonds				
— derivative components	—	612	—	612
	—	665	—	665

The Group's policy is to recognise transfers into and transfers out of fair value hierarchy levels as of the date of the event or change in circumstances that caused the transfer. There were no transfers of financial instruments between level 1, level 2 and level 3 fair value hierarchy classification during the year.

**(a) Financial instruments in level 2**

The fair value of financial instruments that are not traded in an active market (for example, over-the-counter derivatives) is determined by using valuation techniques. These valuation techniques maximise the use of observable market data where it is available and rely as little as possible on entity specific estimates. If all significant inputs required to fair value an instrument are observable, the instrument is included in level 2.

If one or more of the significant inputs is not based on observable market data, the instrument is included in level 3.

Specific valuation techniques used to value financial instruments include:

- Quoted market prices or dealer quotes for similar instruments.
- The fair value of interest rate swaps is calculated as the present value of the estimated future cash flows based on observable yield curves.
- The fair value of remaining financial instruments are fair valued using a discounted cash flow approach, which discounts the contractual cash flows using discount rates derived from observable market prices of other quoted financial instruments of the counterparties.

## NOTES TO THE CONSOLIDATED FINANCIAL STATEMENTS

### 3 Financial risk management (continued)

#### 3.3 Fair value estimation (continued)

##### *(b) Fair values of financial instruments measured at amortised cost*

The fair values of the trade receivables, other receivables, pledged bank deposits, cash and cash equivalents, other payables and accruals as at 31 March 2018 approximate their carrying amounts due to their short term maturities.

The fair values of the bank borrowings as at 31 March 2018 approximate their carrying amounts as they bear interest at floating rates that are market dependent.

### 4 Critical accounting estimates and judgements

The Group's management makes assumptions, estimates and judgements in the process of applying the Group's accounting policies that affect the assets, liabilities, income and expenses in the consolidated financial statements prepared in accordance with HKFRSs. The assumptions, estimates and judgements are based on historical experience and other factors that are believed to be reasonable under the circumstances. While the management reviews their judgements, estimates and assumptions continuously, the actual results will seldom equal to the estimates.

Estimates and judgements are regularly evaluated and are based on historical experience and other factors, including expectations of future events that are believed to be reasonable under the circumstances.

The matters described below are considered to be the most critical in understanding the estimates and judgements that are involved in preparing the Group's consolidated financial statements.

#### **(a) Current and deferred income taxes**

The Group is subject to income taxes in numerous jurisdictions. Significant judgement is required in determining the worldwide provision for income taxes. There are many transactions and calculations for which the ultimate tax determination is uncertain. The Group recognises liabilities for anticipated tax audit issues based on estimates of whether additional taxes will be due.

Where the final tax outcome of these matters is different from the amounts that were initially recorded, such differences would impact the current and deferred income tax assets and liabilities in the period in which such determination is made.

For the years ended 31 March 2018 and up to the date of these financial statements, the Inland Revenue Department ("IRD") of Hong Kong is in the process of reviewing the tax affairs of a subsidiary of the Group and has issued estimated assessments up to the year of assessments 2010/11 and 2011/12.

## NOTES TO THE CONSOLIDATED FINANCIAL STATEMENTS

### 4 Critical accounting estimates and judgements (continued)

#### (a) Current and deferred income taxes (continued)

After taking into account the up-to-date developments of IRD's review, the directors of the Company are of the opinion that the Group's taxation charges and related tax recoverable as at 31 March 2018 are adequate and fairly presented. If the final outcome of IRD's review is different from the directors' expectation, further provision for tax and any related surcharges may be required and the amount recognised as tax recoverable may not be realised. The directors have been closely monitoring the status of IRD's review and will revise their expectations when preparing future financial statements in the future periods if deem necessary and appropriate.

#### (b) Estimation of provision for impairment of receivables

The Group makes provision for impairment of receivables based on an assessment of the collectability of trade and other receivables. Provisions for impairment are applied to trade and other receivables where events or changes in circumstances indicate that the balances may not be collectible. The identification of doubtful debts requires the use of judgement and estimates. Where the expectation is different from the original estimate, such difference will impact the carrying amount of receivables and doubtful debt expense in the period in which such estimate is changed.

#### (c) Impairment of vessels

In determining whether vessels are impaired or the event previously causing the impairment no longer exists, the Group has to exercise judgement in assessing whether there is any objective evidence of impairment. In making the judgement, the Group evaluates the current operating environment fairly closely, tracks the previous cash flow forecast demonstrating our expectation is very much in line with the market and we consider the slow recovering global growth with supply and demand of vessels is reaching closer to equilibrium as we expected and factored in last impairment assessment in financial year ended 31 March 2017, and found no new indications that suggest any significant change in estimates for impairment assessment or any significant change in our forward expectations of forward risks of the operating environment, and hence, in the absence of indication, there is no need for further impairment or reversal of previously recognised impairment on vessels.

#### (d) Fair value of investment properties

The fair value of investment properties is determined by using valuation technique. Details of the judgement and assumptions have been disclosed in Note 14.

## NOTES TO THE CONSOLIDATED FINANCIAL STATEMENTS

### 5 Segment information

Management has determined the operating segments based on the reports reviewed by the chief operating decision-maker ("CODM") (i.e. executive directors), that are used to make strategic decisions and resources allocation.

The operating segments comprise:

- Chartering of vessels
- Property investment and development

HKFRS 8 'Operating Segments' requires operating segments to be identified on the basis of internal reports about components of the Group that are regularly reviewed by the CODM (i.e. executive directors) in order to allocate resources to segments and to assess their performance.

The performance of the operating segments was assessed based on their segment profit or loss before income tax, which is measured in a manner consistent with that in the consolidated financial statements.

Segment assets are those operating assets that are employed by a segment in its operating activities. Segment assets exclude corporate assets, which are managed on a central basis. Segment assets reported to the directors are measured in a manner consistent with that in the consolidated financial statements. No analysis of segment liabilities is presented as it is not regularly provided to the executive directors.

## NOTES TO THE CONSOLIDATED FINANCIAL STATEMENTS

## 5 Segment information (continued)

## (a) Segment revenue and results

	Chartering of vessels US\$'000	Property investment and development US\$'000	Others US\$'000	Total US\$'000
<b>Year ended 31 March 2018</b>				
Revenue	14,180	—	—	14,180
Segment gain/(loss)	2,276	(2,943)	(1,708)	(2,375)
Depreciation	(2,558)	(38)	—	(2,596)
Finance cost	(1,777)	(3,617)	(228)	(5,622)
<b>Year ended 31 March 2017</b>				
Revenue	7,879	—	218	8,097
Segment loss	(19,990)	(623)	(534)	(21,147)
Depreciation	(3,026)	(3)	—	(3,029)
Impairment losses on property, plant and equipment	(16,000)	—	—	(16,000)
Finance cost	(1,776)	(2,763)	(24)	(4,563)

## NOTES TO THE CONSOLIDATED FINANCIAL STATEMENTS

## 5 Segment information (continued)

## (b) Segment assets

	Chartering of vessels US\$'000	Property investment and development US\$'000	Others US\$'000	Total US\$'000
<b>As at 31 March 2018</b>				
Segment assets	<b>57,275</b>	<b>69,826</b>	<b>149</b>	<b>127,250</b>
<b>As at 31 March 2017</b>				
Segment assets	55,809	61,344	121	117,274

## (c) Geographical information

Due to the nature of the provision of vessel chartering services, which are carried out internationally, the directors consider that it is not meaningful to provide the financial information by geographical segment. For property investment and development business, the investment properties are still under development. Accordingly, geographical segment revenue is not presented.

## (d) Information about major customers

Revenue arising from the provision of chartering and other related services for individual customers during the year contributing over 10% of total revenue of the Group is as follows:

	2018 US\$'000	2017 US\$'000
Customer A	<b>4,407</b>	1,665
Customer B	<b>2,623</b>	1,464
Customer C	<b>2,176</b>	—
Customer D	<b>1,463</b>	—
	<b>10,669</b>	3,129



## NOTES TO THE CONSOLIDATED FINANCIAL STATEMENTS

**6 Other gains — net**

	<b>2018</b>	2017
	<b>US\$'000</b>	US\$'000
Fair value gains/(losses) on:		
— Investment properties (Note 14)	<b>1,471</b>	2,210
— Convertible bonds — derivative component (Note 23)	<b>(609)</b>	140
— Interest rate swap	<b>—</b>	160
Gain on disposal of interest rate swap	<b>53</b>	—
Loss on disposal of property, plant and equipment	<b>(4)</b>	—
	<b>911</b>	2,510

**7 Expenses by nature**

	<b>2018</b>	2017
	<b>US\$'000</b>	US\$'000
Impairment losses on property, plant and equipment	<b>—</b>	16,000
Depreciation of property, plant and equipment	<b>2,596</b>	3,029
Crew expenses (included in cost of services)	<b>3,102</b>	3,136
Operating lease rental for land and buildings	<b>563</b>	367
Auditor's remuneration — audit services	<b>177</b>	196
Provision/(reversal) for trade receivables impairment (Note 16)	<b>23</b>	(8)
Employee benefit expense (including directors' emoluments)	<b>1,475</b>	1,200

## NOTES TO THE CONSOLIDATED FINANCIAL STATEMENTS

**8 Finance costs — net**

	<b>2018</b> <b>US\$'000</b>	2017 US\$'000
Finance income		
Interest income	<b>1</b>	1
Finance costs		
Arrangement fee on bank borrowings	<b>249</b>	146
Interest expense on borrowings and loans	<b>1,468</b>	1,317
Interest expense on convertible bonds — non-cash	<b>3,847</b>	2,977
Interest expense on derivative financial instruments	<b>58</b>	123
	<b>5,622</b>	4,563
Finance costs — net	<b>5,621</b>	4,562

**9 Employee benefit expense**

	<b>2018</b> <b>US\$'000</b>	2017 US\$'000
Fee, salaries and other benefits	<b>1,400</b>	1,179
Pension costs — defined contribution plans	<b>75</b>	21
	<b>1,475</b>	1,200

**Five highest paid individuals**

Of the five individuals with the highest remunerations in the Group, three (2017: three) were directors of the Company whose emoluments are reflected in analysis shown in Note 31. The emoluments of the remaining two (2017: two) individuals were as follows:

	<b>2018</b> <b>US\$'000</b>	2017 US\$'000
Fee, salaries and other benefits	<b>225</b>	280
Pension costs — defined contribution plans	<b>4</b>	5
	<b>229</b>	285

## NOTES TO THE CONSOLIDATED FINANCIAL STATEMENTS

**9 Employee benefit expense (continued)**

The emoluments fell within the following bands:

	Number of individuals	
	2018	2017
HK\$500,000 to HK\$1,000,000 (equivalent to US\$64,103 to US\$128,205)	2	1
HK\$1,000,001 to HK\$1,500,000 (equivalent to US\$128,206 to US\$192,308)	—	1

No emoluments were paid or payable to the directors and above highest paid individuals as an inducement to join the Group during the years ended 31 March 2018 and 2017.

**10 Income tax expense**

Hong Kong profits tax has been provided at the rate of 16.5% (2017: 16.5%) on the estimated assessable profit for the year. The subsidiary established in the PRC is subject to corporate income tax rate of 25% (2017: 25%). Taxation arising in other jurisdictions is calculated at the rates prevailing in the relevant jurisdictions.

In the opinion of the directors, there is no taxation arising in other jurisdictions.

	2018	2017
	US\$'000	US\$'000
Current income tax		
— Hong Kong profits tax	—	33
— Adjustments in respect of prior years	—	6
Deferred income tax	368	552
Income tax expense	368	591

## NOTES TO THE CONSOLIDATED FINANCIAL STATEMENTS

**10 Income tax expense (continued)**

The tax on the Group's loss before income tax differs from the theoretical amount that would arise using the primary tax rate of 16.5% (2017: 16.5%) applicable to profit/(loss) of the majority of the consolidated entities as follows:

	<b>2018</b> <b>US\$'000</b>	2017 US\$'000
Loss before income tax	<b>(2,375)</b>	(21,147)
Calculated at a taxation rate of 16.5% (2017: 16.5%)	<b>(392)</b>	(3,489)
Effect of different tax rate in other country	<b>58</b>	182
Income not subject to tax	<b>(2,343)</b>	(1,296)
Expenses not deductible for tax purposes	<b>2,641</b>	4,981
Under-provision of tax for prior year	<b>—</b>	6
Tax losses not recognised	<b>404</b>	207
Income tax expense	<b>368</b>	591

Deferred income tax assets are recognised for tax loss carry forwards to the extent that the realisation of the related tax benefit through future taxable profit is probable. The Group did not recognise deferred income tax assets in respect of losses amounting to US\$10,524,000 (2017: US\$8,517,000). Included in unused tax losses are losses of approximately US\$966,000 (2017: US\$211,000) that are expired in 1 to 5 years, while remaining tax losses of US\$9,558,000 (2017: US\$8,306,000) are without expiry date.

**11 Loss per share****(a) Basic**

Basic loss per share is calculated by dividing the loss attributable to owners of the Company by the weighted average number of ordinary shares in issue during the year.

	<b>2018</b>	2017
Loss attributable to owners of the Company (US\$'000)	<b>2,771</b>	21,882
Weighted average number of ordinary shares in issue (thousands)	<b>922,017</b>	916,778
Basic loss per share (US cents per share)	<b>0.30</b>	2.39

## NOTES TO THE CONSOLIDATED FINANCIAL STATEMENTS

### 11 Loss per share (continued)

#### (b) Diluted

Diluted loss per share is calculated by adjusting the weighted average number of ordinary shares outstanding to assume conversion of all dilutive potential ordinary shares. The Company has share options and convertible bonds which may result in dilutive potential ordinary shares. Its calculation is done to determine the number of shares that could have been acquired at fair value (determined as the average annual market share prices of the Company's shares) based on the monetary value of the subscription rights attached to outstanding share options and convertible bonds. The number of shares calculated is compared with the number of shares that would have been issued assuming the exercise of the share options and convertible bonds.

Diluted loss per share for the years ended 31 March 2018 and 2017 equal basic loss per share as the exercise of the outstanding share options and convertible bonds would be anti-dilutive.

### 12 Dividends

The directors do not recommend the payment of a final dividend for the year ended 31 March 2018 (2017: Nil).

## NOTES TO THE CONSOLIDATED FINANCIAL STATEMENTS

## 13 Property, plant and equipment

	<b>Vessels</b> US\$'000	<b>Office equipment</b> US\$'000	<b>Motor vehicles</b> US\$'000	<b>Total</b> US\$'000
<b>At 1 April 2016</b>				
Cost	182,967	47	52	183,066
Accumulated depreciation	(54,542)	(46)	(46)	(54,634)
Accumulated impairment losses	(59,957)	—	—	(59,957)
Net book amount	68,468	1	6	68,475
<b>Year ended 31 March 2017</b>				
Opening net book amount	68,468	1	6	68,475
Additions	871	—	—	871
Depreciation charge (Note 7)	(3,026)	—	(3)	(3,029)
Provision for impairment losses (Note 7)	(16,000)	—	—	(16,000)
Closing net book amount	50,313	1	3	50,317
<b>At 31 March 2017</b>				
Cost	183,838	46	49	183,933
Accumulated depreciation	(57,568)	(45)	(46)	(57,659)
Accumulated impairment losses	(75,957)	—	—	(75,957)
Net book amount	50,313	1	3	50,317

## NOTES TO THE CONSOLIDATED FINANCIAL STATEMENTS

## 13 Property, plant and equipment (continued)

	Vessels US\$'000	Office equipment US\$'000	Motor vehicles US\$'000	Leasehold Improvement US\$'000	Total US\$'000
<b>Year ended 31 March 2018</b>					
Opening net book amount	50,313	1	3	—	50,317
Additions	—	40	113	28	181
Depreciation charge (Note 7)	(2,558)	(6)	(23)	(9)	(2,596)
Disposals	—	(1)	(3)	—	(4)
Exchange Reserve	—	2	5	1	8
Closing net book amount	47,755	36	95	20	47,906
<b>At 31 March 2018</b>					
Cost	183,838	58	119	29	184,044
Accumulated depreciation	(60,126)	(22)	(24)	(9)	(60,181)
Accumulated impairment losses	(75,957)	—	—	—	(75,957)
Net book amount	47,755	36	95	20	47,906

Depreciation expenses of approximately US\$2,558,000 (2017: US\$3,026,000) have been charged in 'cost of services', US\$38,000 (2017: US\$3,000) in 'general and administrative expenses' respectively.

As at 31 March 2018, the Group's vessels of US\$47,755,000 (2017: US\$50,313,000) was pledged as security for bank borrowings (Note 21).

Management regards each individual vessel as a separately identifiable cash-generation unit. The Group usually entered charter hire contract for a period of 3 to 6 months period in the spot market.

For the year ended 31 March 2017, in the light of the continuous challenging outlook of the industry and followed by a review of business, management considered the actual growth economic performance of vessels is less than expected growth and these are impairment indicators of the vessels and carried out an impairment assessment. The recoverable amount of the vessels is determined by value-in-use, which is based on a discounted cash flows projections approved by the board of directors covering the remaining useful lives of vessels. Discount rate of 9% was adopted and an impairment loss of vessels of US\$16,000,000 is recognised in the consolidated statement of comprehensive income. For the year ended 31 March 2018, no impairment loss on vessels was recognised.

## NOTES TO THE CONSOLIDATED FINANCIAL STATEMENTS

**14 Investment properties**

	<b>2018</b>	2017
	<b>US\$'000</b>	US\$'000
At fair value		
Opening net book amount	<b>61,282</b>	63,094
Capitalised subsequent expenditure	<b>710</b>	35
Fair value gain (Note 6)	<b>1,471</b>	2,210
Exchange difference	<b>6,065</b>	(4,057)
Closing net book amount	<b>69,528</b>	61,282

The above investment properties are commercial properties under development in the Hainan province, the PRC.

As at 31 March 2018, the Group had no significant unprovided contractual obligations for future repairs and maintenance (2017: Nil).

The Group's investment properties are held within a business model whose objective is to consume substantially all of the economic benefits embodied in the investment properties through use. The Group has measured the deferred tax relating to the temporary differences of these investment properties using the tax rates and the tax bases that are consistent with the expected manner of recovery of these investment properties.

The fair value measurement information for these investment properties is in accordance with HKFRS 13 based on significant unobservable inputs (level 3) as at 31 March 2018 and 2017.

There were no transfers among Level 1, Level 2 and Level 3 during the year.

**Valuation processes of the Group**

The Group's investment properties were valued at 31 March 2018 and 2017 by an independent professionally qualified valuer who holds a recognised relevant professional qualification and has recent experience in the locations and segments of the investment properties valued.

Discussions of valuation processes and results are held between the chief financial officer and the valuer at least once every six months, in line with the Group's interim and annual reporting dates. As at 31 March 2018 and 2017, the fair values of the properties have been determined by Hong Kong Appraisal Advisory Limited.



## NOTES TO THE CONSOLIDATED FINANCIAL STATEMENTS

**14 Investment properties (continued)****Valuation techniques**

Fair values of investment properties of the Group are generally derived using the direct comparison method. Given the unique nature and lack of recent transaction of certain properties, significant adjustments are usually required to allow for any qualitative differences that may affect the price likely to be achieved by the property under consideration. The significant unobservable inputs include:

Time adjustment:	Based on market trend of similar property between the transaction date of the comparable and the valuation date.
Location adjustment:	Based on the distant to the city centre, the development of the transport network and other community facility service.
Land use right adjustment:	Based on the best use of the property for the highest value in the market.
Size adjustment:	Based on the area of the property.

<b>Unobservable inputs</b>	<b>Range of unobservable input</b>	<b>Relationship of unobservable inputs to fair value</b>
Time adjustment	0% to 10%	The upward of market trend will have positive impact on adjustment and thus increase in fair value.
Location adjustment	-20% to 10%	The better the location will have positive impact on adjustment, thus increase in fair value.
Land use right adjustment	-5% to 5%	The better designated use of the property will have positive impact on adjustment, thus increase in fair value.
Size adjustment	-5% to 5%	The increase in area will have positive impact on total adjustment, thus increase in fair value. However, the increase in area will have negative impact on adjustment per unit, this decrease in fair value per unit.

There were no changes in valuation methodologies during the year.

## NOTES TO THE CONSOLIDATED FINANCIAL STATEMENTS

## 15 Subsidiaries

The following is a list of principal subsidiaries as at 31 March 2018:

Name	Place of incorporation and kind of legal entity	Principal activities and place of operation	Particulars of issued share capital/registered capital	Interest held by the Company		Interest held by the non-controlling interest
				Directly	Indirectly	
Bryance Group Limited	British Virgin Islands	Provision of marine transportation services	10,000 ordinary shares of US\$1 each	100%	—	—
Joy Ocean Shipping Limited	British Virgin Islands	Provision of marine transportation services	10,000 ordinary shares of US\$1 each	100%	—	—
Way Ocean Shipping Limited	British Virgin Islands	Provision of marine transportation services	10,000 ordinary shares of US\$1 each	100%	—	—
Union Apex Mega Shipping Limited	Hong Kong	Provision of agency services	50,000 ordinary shares of HK\$1 each	100%	—	—
United Edge Holdings Limited	British Virgin Islands	Provision of marine transportation services	10,000 ordinary shares of US\$1 each	100%	—	—
海南華儲實業有限公司	PRC, limited liability company	Property investment and development in the PRC	Registered capital of Renminbi 4,800,000	—	91%	9%

## 16 Trade and other receivables

	2018 US\$'000	2017 US\$'000
Trade receivables	1,163	1,646
Less: Provision for impairment of trade receivables	(31)	(8)
Trade receivables, net	1,132	1,638
Prepayments and deposits	718	690
Other receivables	122	42
Other receivables from related companies (Note 29)	8	8
	1,980	2,378

The carrying amounts of trade and other receivables approximate their fair values and are mainly denominated in United States dollar.

Time charter income is prepaid in advance for 15 days of the time charter hire.

It is industry practice that 95% to 100% of freight is paid upon completion of loading and/or releasing bill of lading, with any balance paid within 7 days after completion of discharge and the finalisation of port disbursements, demurrage claims or other voyage-related charges.

## NOTES TO THE CONSOLIDATED FINANCIAL STATEMENTS

**16 Trade and other receivables (continued)**

As at 31 March 2018 and 2017, the ageing analysis of the trade receivables based on invoice date were as follows:

	<b>2018</b> <b>US\$'000</b>	2017 US\$'000
0-30 days	<b>1,108</b>	1,258
31-60 days	—	336
61-365 days	<b>21</b>	20
Over 365 days	<b>34</b>	32
	<b>1,163</b>	1,646

As at 31 March 2018, trade receivables of US\$1,132,000 (2017: US\$1,638,000) were past due but not impaired. These relate to a number of independent customers for whom there is no recent history of default. The past due ageing analysis of these trade receivables is as follows:

	<b>2018</b> <b>US\$'000</b>	2017 US\$'000
1-30 days	<b>1,108</b>	1,258
31-60 days	—	336
61-365 days	<b>21</b>	20
Over 365 days	<b>3</b>	24
	<b>1,132</b>	1,638

As at 31 March 2018, trade receivables of US\$31,000 (2017: US\$8,000) were impaired. For the years ended 31 March 2018 and 2017, no provision was written off as uncollectible.

Movements in the provision for impairment of trade receivables are as follows:

	<b>2018</b> <b>US\$'000</b>	2017 US\$'000
At 1 April	<b>8</b>	16
Provision for receivables impairment	<b>23</b>	—
Reversal	—	(8)
At 31 March	<b>31</b>	8

## NOTES TO THE CONSOLIDATED FINANCIAL STATEMENTS

## 17 Cash and bank balances

	<b>2018</b> <b>US\$'000</b>	2017 US\$'000
Current		
Pledged bank deposits	<b>4,734</b>	2,531
Cash at bank and on hand	<b>1,054</b>	266
	<b>5,788</b>	2,797
Non-current		
Pledged bank deposits	<b>2,048</b>	500
Cash and bank balances	<b>7,836</b>	3,297
Cash and cash equivalents	<b>1,054</b>	266

The cash and cash equivalents of US\$1,054,000 (2017: US\$266,000) is included for the purpose of the consolidated statement of cash flows. The carrying values of the cash and bank balances approximate their fair values.

As at 31 March 2018, the Group's bank deposits of US\$6,782,000 (2017: US\$3,031,000) were pledged as security for bank borrowings of the Group. Among the pledged bank deposits, US\$4,734,000 (2017: US\$2,531,000) are of restricted use for daily operation subjected to the approval from banks. In case of default under the loan agreements, the banks have the right to seize the pledged bank deposits.

Cash at banks earns interest either at floating rates based on daily bank deposit rates or fixed rates determined at deposit dates.

Cash and cash equivalents and pledged bank deposits are denominated in the following currencies:

	<b>2018</b> <b>US\$'000</b>	2017 US\$'000
US dollar	<b>7,648</b>	3,146
HK dollar	<b>172</b>	147
Australian dollar	<b>—</b>	2
Renminbi	<b>16</b>	2
	<b>7,836</b>	3,297

## NOTES TO THE CONSOLIDATED FINANCIAL STATEMENTS

## 18 Share capital

	2018		2017	
	Number of shares (thousands)	Amount HK\$'000	Number of shares (thousands)	Amount HK\$'000
Authorised:				
Ordinary shares of HK\$0.01 each	4,000,000	40,000	2,000,000	20,000

Ordinary shares, issued and fully paid:

	Number of shares (thousands)	Share capital US\$'000
<b>At 1 April 2016</b>	916,050	1,174
Exercise of share options (Note 19(ii))	1,260	2
<b>At 1 April 2017</b>	917,310	1,176
Exercise of share options (Note 19(ii))	9,060	12
<b>At 31 March 2018</b>	926,370	1,188

## 19 Share option scheme

The Company's share option scheme (the "Scheme"), was adopted pursuant to a resolution passed on 19 August 2011. Under the Scheme, the Board of Directors of the Company may grant options to eligible participants (the "Participants"). Participants of the Scheme includes: (a) any employee (whether full time or part time, including any executive directors but excluding any non-executive directors) of the Company, any subsidiary of the Company or any entity in which any member of the Group holds any equity interests ("Invested Entity"); (b) any non-executive directors (including independent non-executive directors) of the Company, any subsidiary of the Company or any Invested Entity; (c) any supplier of goods or services to any member of the Group or any Invested Entity; (d) any customer of any member of the Group or any Invested Entity; (e) any person or entity that provides research, development or other technological support to any member of the Group or any Invested Entity; (f) any shareholder of any member of the Group or any Invested Entity or any holder of any securities issued by any member of the Group or any Invested Entity; (g) any adviser (professional or otherwise) or consultant to any area of business or business development of any member of the Group or any Invested Entity; (h) any other group or classes of participants who have contributed or may contribute by way of joint venture, business alliance or other business arrangement to the development and growth of the Group; and (i) any company wholly-owned by one or more eligible participants as referred to in (a) to (h) above.

## NOTES TO THE CONSOLIDATED FINANCIAL STATEMENTS

**19 Share option scheme (continued)**

- (i) Share options outstanding at the end of the year have the following expiry date and exercise prices:

Date of grant	Exercise price HK\$	Expiry date	Number of option (thousands)	
			2018	2017
21 October 2011	1.15	20 October 2021	10,100	16,300
30 April 2015	1.20	29 April 2025	7,430	11,190
Total share options			17,530	27,490

- (ii) Movements in the number of share options outstanding and their related weighted average exercise prices are as follows:

	2018		2017	
	Weighted average exercise price in HK\$ per share option	Number of options (thousands)	Weighted average exercise price in HK\$ per share option	Number of options (thousands)
At 1 April	1.17	27,490	1.17	28,750
Granted	—	—	—	—
Exercised	1.17	(9,060)	1.17	(1,260)
Lapsed	1.17	(900)	—	—
At 31 March	1.17	17,530	1.17	27,490

The outstanding options were vested and exercisable. Options exercised during the year ended 31 March 2018 resulted in 9,060,000 shares (2017: 1,260,000 shares) being issued at a weighted average exercise price of HK\$1.17 (2017: HK\$1.17) per share with exercise proceeds of US\$1,354,000 (2017: US\$189,000). The related weighted average share price at time of exercise during the year was HK\$1.40 (2017: HK\$1.38) per share.

## NOTES TO THE CONSOLIDATED FINANCIAL STATEMENTS

**20 Reserves****(a) Merger reserve**

The merger reserve of the Group was created as a result of: (a) acquisition of the Top Build Group Ltd under common control in 2017; and (b) the difference between the aggregate nominal value of the share capital of the subsidiaries acquired pursuant to a corporate reorganization, which was completed on 13 September 2010, in preparation for the listing of the Company's shares on The Stock Exchange of Hong Kong Limited, over the nominal value of the share capital of the Company issued in exchange thereof.

**(b) Other reserves**

Other reserves represent capitalisation of amounts due to directors, who are the ultimate controlling shareholders of the Company.

**21 Borrowings**

	<b>2018</b> <b>US\$'000</b>	2017 US\$'000
Non-current		
— Bank borrowings (Note i)	<b>15,975</b>	11,523
— Loan from ultimate holding company (Note ii)	<b>4,606</b>	2,012
	<b>20,581</b>	13,535
Current		
— Bank borrowings (Note i)	<b>12,813</b>	22,187
— Loan from ultimate holding Company (Note ii)	<b>3,131</b>	1,011
	<b>15,944</b>	23,198
<b>Total</b>	<b>36,525</b>	36,733

Notes:

- (i) The bank borrowings bear interest at floating rates that are market dependent. The carrying amounts of the Group's bank borrowings are denominated in US dollar. The fair value of the bank borrowings approximate their carrying amounts.
- (ii) The loan is unsecured in nature and bears interest at 4% per annum. The carrying amount of the Group's loan from ultimate holding company is denominated in US dollar. The fair value approximates its carrying amount.

## NOTES TO THE CONSOLIDATED FINANCIAL STATEMENTS

**21 Borrowings (continued)**

As at 31 March 2018, the Group had total outstanding bank borrowings amounted to US\$28,788,000. The Group has to comply with certain restrictive undertaking clauses set out in the loan agreements in connection with the ratio of vessel's market value together with value of security to outstanding borrowing amount (the "Vessel Ratio"). In respect of the bank borrowings of US\$19,068,000, the Group was in compliance with the Vessel Ratio requirements under the relevant loan agreements as at 31 March 2018.

In respect of the remaining bank borrowing of approximately US\$9,720,000, the Group's Vessel Ratio for the relevant vessel fell below the prescribed Vessel Ratio requirement under the relevant loan agreement during the year, entitling the bank to request for remedial actions by the Group. No such request were made by the bank, and the Group did not obtained a waiver from the bank from complying with or for revising the Vessel Ratio requirement. Pursuant to the relevant loan agreement, this bank borrowing might become immediately repayable if the Group fails to take remedial actions by repaying the bank borrowing or increasing pledged deposits within a period of time as may be required by the bank. As a result of the increase in market value of the vessel in the second half of the year, the Group became in compliance with the restrictive undertaking clauses set out in the loan agreements in connection with the Vessel Ratio as at 31 March 2018.

As at 31 March 2018, the Group's property, plant and equipment of US\$47,755,000 (2017: US\$50,313,000) was pledged as security for bank borrowings of the Group.

The Group's borrowings were repayable as follows:

	Loans from ultimate holding company		Bank borrowings	
	2018 US\$'000	2017 US\$'000	2018 US\$'000	2017 US\$'000
Within 1 year	3,131	1,011	12,813	22,187
Between 1 and 2 years	4,606	2,012	3,106	2,670
Between 2 and 5 years	—	—	12,869	8,853
	<b>7,737</b>	3,023	<b>28,788</b>	33,710



## NOTES TO THE CONSOLIDATED FINANCIAL STATEMENTS

**22 Deferred income tax**

	<b>2018</b> <b>US\$'000</b>	2017 US\$'000
Deferred income tax liabilities to be recovered after more than 12 months	<b>16,526</b>	14,710

The movement in deferred income tax liabilities during the year, without taking into consideration the offsetting of balances within the same tax jurisdiction, is as follows:

	<b>Fair value gains</b> US\$'000
At 1 April 2016	15,131
Charged to profit or loss	552
Exchange difference	(973)
At 31 March 2017	14,710
Charged to profit or loss	368
Exchange difference	1,448
<b>At 31 March 2018</b>	<b>16,526</b>

**23 Convertible bonds**

	<b>2018</b> <b>US\$'000</b>	2017 US\$'000
Ablaze Rich Convertible Bonds	<b>4,723</b>	3,884
Top Build Convertible Bonds	<b>39,998</b>	36,381
	<b>44,721</b>	40,265

## NOTES TO THE CONSOLIDATED FINANCIAL STATEMENTS

**23 Convertible bonds (continued)**

The movements of the liability component and derivative component of the two convertible bonds for the year are set out below:

	<b>Liability component</b> US\$'000	<b>Derivative component</b> US\$'000	<b>Total</b> US\$'000
As at 1 April 2016	3,058	752	3,810
Issue of convertible bonds (Note)	33,618	—	33,618
Interest expenses (Note 8)	2,977	—	2,977
Fair value gain (Note 6)	—	(140)	(140)
At 31 March 2017	39,653	612	40,265
As at 1 April 2017	<b>39,653</b>	<b>612</b>	<b>40,265</b>
Interest expenses (Note 8)	<b>3,847</b>	—	<b>3,847</b>
Fair value gain (Note 6)	—	<b>609</b>	<b>609</b>
At 31 March 2018	<b>43,500</b>	<b>1,221</b>	<b>44,721</b>

The fair value of the liability component of the convertible bonds of principal amount of US\$3,000,000 and US\$54,000,000 as at 31 March 2018 amounted to US\$3,522,000 and US\$45,205,000 respectively. The fair value is determined by using the Binomial Option Pricing Model based on bond yield of 5.3% and 5.9%, respectively. Major inputs to the model included the valuation of share of the Company, expected volatility and risk free rate. The convertible bonds are within level 2 of the fair value hierarchy.

The fair values of the convertible bonds were valued by Hong Kong Appraisal Advisory Limited, an independent valuer, under Binomial Option Pricing Model. The discount rate used to compute the fair value of derivative component is the risk-free rate.

## NOTES TO THE CONSOLIDATED FINANCIAL STATEMENTS

**23 Convertible bonds (continued)**

Note:

On 10 May 2016, the Group issued a convertible bond with principal amount of US\$54,000,000 ("Top Build Convertible Bonds") and will be due on 9 May 2021. The Top Build Convertible Bonds is interest-free and may be converted in full or in part (multiples of US\$100,000) at the initial conversion price of HK\$1.096 per conversion share (subject to anti-dilutive adjustment) any time within five years from the date of issue to 7 business days prior to maturity date. At initial recognition, the Top Build Convertible Bonds comprised two elements and were accounted for as follows:

- The debt element was treated as a financial liability and measured at amortised cost and interest expense was recognised in the consolidated profit or loss using the effective interest method.
- The share conversion option element was treated as an equity component and was measured at cost.

**24 Other payables and accruals**

	<b>2018</b> <b>US\$'000</b>	2017 US\$'000
Other payables and accruals	<b>285</b>	1,202
Receipt in advance from charterers	<b>15</b>	97
Other payables to related companies	<b>5,556</b>	3,412
	<b>5,856</b>	4,711

The carrying amounts of other payables and accruals approximate their fair values.

The carrying amounts of other payables and accruals are denominated in the following currencies:

	<b>2018</b> <b>US\$'000</b>	2017 US\$'000
US dollar	<b>148</b>	965
HK dollar	<b>80</b>	261
Renminbi	<b>5,628</b>	3,485
	<b>5,856</b>	4,711

## NOTES TO THE CONSOLIDATED FINANCIAL STATEMENTS

**25 Derivative financial instruments**

	<b>2018</b> <b>US\$'000</b>	2017 US\$'000
Interest rate swap	—	53

**26 Notes to consolidated statement of cash flows****(a) Cash generated from operations**

	<b>2018</b> <b>US\$'000</b>	2017 US\$'000
Loss before income tax	<b>(2,375)</b>	(21,147)
Adjustments for:		
— Finance costs	<b>5,622</b>	4,563
— Finance income	<b>(1)</b>	(1)
— Depreciation on property, plant and equipment	<b>2,596</b>	3,029
— Fair value changes in convertible bonds		
— derivative component	<b>609</b>	(140)
— Fair value changes in interest rate swap	<b>—</b>	(160)
— Fair value change in investment properties	<b>(1,471)</b>	(2,210)
— Gain on disposal of interest rate swap	<b>(53)</b>	—
— Loss on disposal of property, plant and equipment	<b>4</b>	—
— Impairment losses on property, plant and equipment	<b>—</b>	16,000
	<b>4,931</b>	(66)
Changes in working capital:		
— Trade and other receivables	<b>398</b>	(1,003)
— Loan receivables	<b>—</b>	6,795
— Other payables and accruals	<b>726</b>	(371)
Cash generated from operations	<b>6,055</b>	5,355

## NOTES TO THE CONSOLIDATED FINANCIAL STATEMENTS

## 26 Notes to consolidated statement of cash flows (continued)

## (b) Net debt reconciliation

This section sets out an analysis of net debt and the movements in net debt for each of the periods presented.

	2018 US\$'000
Cash and cash equivalents	1,054
Pledged and restricted bank deposits	6,782
Loan from an ultimate company	(7,737)
Bank borrowings — repayable within one year	(12,813)
Bank borrowings — repayable after one year	(15,975)
Convertible bonds	(44,721)
<b>Net debt</b>	<b>(73,410)</b>
Cash and bank deposits	7,836
Gross debt — fixed interests rates	(52,458)
Gross debt — variable interest rates	(28,788)
<b>Net debt</b>	<b>(73,410)</b>

	Other assets		Liabilities from financing activities					Total
	Cash and cash equivalents	Pledged and restricted bank deposits	Loan from an ultimate company	Convertible bonds	Derivatives financial instrument	Bank borrowings due within 1 year	Bank borrowings due after 1 year	Total
	US\$'000	US\$'000	US\$'000	US\$'000	US\$'000	US\$'000	US\$'000	US\$'000
Net debt as at 1 April 2017	266	3,031	(3,023)	(40,265)	(53)	(22,187)	(11,523)	(73,754)
Cash flows	790	3,751	(4,486)	—	58	9,649	(3,239)	6,523
Foreign exchange adjustments	(2)	—	—	—	—	—	—	(2)
Other non-cash movement	—	—	(228)	(4,456)	(5)	(275)	(1,213)	(6,177)
<b>Net debt as at 31 March 2018</b>	<b>1,054</b>	<b>6,782</b>	<b>(7,737)</b>	<b>(44,721)</b>	<b>—</b>	<b>(12,813)</b>	<b>(15,975)</b>	<b>(73,410)</b>

## NOTES TO THE CONSOLIDATED FINANCIAL STATEMENTS

**27 Contingent liabilities**

Save as disclosed elsewhere in the consolidated financial statements, there were no other significant contingent liabilities of the Group as at 31 March 2018.

**28 Commitments****(a) Capital commitments**

At 31 March 2018, capital expenditure contracted for but not yet incurred is as follows:

	<b>2018</b> <b>US\$'000</b>	2017 US\$'000
Investment properties	<b>230</b>	—

**(b) Operating lease commitments — as lessee**

The future aggregate minimum lease payments under non-cancellable operating leases are as follows:

	<b>2018</b> <b>US\$'000</b>	2017 US\$'000
Office premise		
Not later than one year	<b>427</b>	366
Later than 1 year and no later than 5 years	<b>439</b>	9
	<b>866</b>	375

**(c) Operating lease commitments — as lessor**

At 31 March 2018, the Group has the following future aggregate minimum lease receivables under non-cancellable operating leases in relation to chartering of vessels. These vessels chartering agreements have varying terms ranging from 1 to 3 months:

	<b>2018</b> <b>US\$'000</b>	2017 US\$'000
Vessels		
Not later than one year	<b>1,472</b>	2,118

## NOTES TO THE CONSOLIDATED FINANCIAL STATEMENTS

**29 Related party transactions**

The ultimate holding company of the Company is Ablaze Rich Investments Limited ("Ablaze Rich"), a company incorporated in the British Virgin Islands with limited liability. The ultimate controlling parties of Ablaze Rich are Mr. Yan Kim Po and Ms. Lam Kwan which are also the directors of the Company.

**(a) Significant transactions with related parties**

The Group had the following significant transactions with its related companies for the year ended 31 March 2018 and 2017.

All of the transactions were carried out in the normal course of the Group's business and on terms as agreed between the transacting parties. They were summarised as follows:

	<b>2018</b>	2017
	<b>US\$'000</b>	US\$'000
Interests on Ablaze Rich Convertible Bonds to ultimate holding company	<b>230</b>	214
Interests on Top Build Convertible Bonds to ultimate controlling parties (Note (ii))	—	870
Interests on loan from ultimate holding company	<b>228</b>	23
Rental expenses paid to Toprich (Asia) Limited (Note (i))	<b>334</b>	334
Disposal of subsidiaries to directors (Note (iii))	<b>10</b>	—

Notes:

- (i) Toprich (Asia) Limited is ultimately wholly-owned by the ultimate controlling parties.
- (ii) On 10 May 2016, the Group completed the acquisition for the entire issued share capital of Top Build, from Mr. Yan Kim Po, Ms. Lam Kwan and Mr. Yin Hai, by issuing zero-coupon convertible bonds in the principal amount of US\$54,000,000. Mr. Yin Hai is the brother of Mr. Yan Kim Po.
- (iii) On 16 January 2018, the Group has disposed all of its equity interest in Access Key Investments Limited its subsidiary to Mr. Yan Kim Po and Ms. Lam Kwan.

## NOTES TO THE CONSOLIDATED FINANCIAL STATEMENTS

**29 Related party transactions (continued)****(b) Balances with related parties**

As at years ended 31 March 2018 and 2017, the Group had the following significant balances with its related companies.

	<b>2018</b> <b>US\$'000</b>	2017 US\$'000
Ablaze Rich Convertible Bonds issued to ultimate holding company (Note (i))	<b>3,502</b>	3,884
Top Build Convertible Bonds issued to ultimate controlling parties (Note (ii))	—	11,453
Loans from ultimate holding company	<b>7,737</b>	3,023
Other receivables from related companies controlled by ultimate controlling parties	<b>8</b>	8
Others payables to a related company controlled by ultimate controlling parties	<b>(1,833)</b>	(18)
Other payables to related companies which are ultimately controlled by Mr. Yin Hai	<b>(3,723)</b>	(3,394)

Notes:

- (i) The principal amount of Ablaze Rich Convertible Bonds was US\$3,000,000.
- (ii) The principal amount of Top Build Convertible Bonds was US\$17,000,000.

**(c) Transactions with key management personnel**

Key management includes directors (executive and non-executive) and senior management. The compensation paid or payable to key management for employee services is shown below:

	<b>2018</b> <b>US\$'000</b>	2017 US\$'000
Salaries and other short-term employee benefits	<b>917</b>	903
Pension costs — defined contribution plans	<b>12</b>	12
	<b>929</b>	915



## NOTES TO THE CONSOLIDATED FINANCIAL STATEMENTS

## 30 Statement of financial position and reserve movement of the Company

	2018 US\$'000	2017 US\$'000
<b>ASSETS</b>		
<b>Non-current assets</b>		
Investments in subsidiaries (Note (i))	85,432	85,478
<b>Current assets</b>		
Amounts due from subsidiaries (Note (i))	18,781	14,591
Trade and other receivables	92	82
Cash and cash equivalents	55	31
	<b>18,928</b>	14,704
<b>Total assets</b>	<b>104,360</b>	100,182
<b>EQUITY</b>		
<b>Equity attributable to owners of the Company</b>		
Share capital	1,188	1,176
Reserves (Note (ii))	45,031	50,024
<b>Total equity</b>	<b>46,219</b>	51,200
<b>LIABILITIES</b>		
<b>Non-current liabilities</b>		
Loans from ultimate company	4,606	2,012
Convertible bonds	39,998	40,265
	<b>44,604</b>	42,277
<b>Current liabilities</b>		
Loans from ultimate company	3,131	1,011
Convertible bonds	4,723	—
Amounts due to subsidiaries	5,629	5,694
Other payables and accruals	54	—
	<b>13,537</b>	6,705
<b>Total liabilities</b>	<b>58,141</b>	48,982
<b>Total equity and liabilities</b>	<b>104,360</b>	100,182

The statement of financial position was approved by the Board of Directors on 26 June 2018 and was signed on its behalf.

Yan Kim Po  
Director

Lam Kwan  
Director

## NOTES TO THE CONSOLIDATED FINANCIAL STATEMENTS

**30 Statement of financial position and reserve movement of the Company (continued)**

Notes:

(i) For the years ended 31 March 2018, US\$46,000 and US\$1,323,000 were recognised for the impairment provision of investment in subsidiaries and the amounts due from subsidiaries.

(ii) Reserves

	Share premium US\$'000	Convertible bonds US\$'000	Share option reserve US\$'000	Other reserve US\$'000	Accumulated losses US\$'000	Total US\$'000
At 1 April 2016	45,665	—	1,706	77,443	(75,963)	48,851
Loss for the year	—	—	—	—	(37,968)	(37,968)
Issue of convertible bonds (Note 23)	—	38,954	—	—	—	38,954
Proceeds from shares issued upon exercise of share options	257	—	(70)	—	—	187
At 31 March 2017	<b>45,922</b>	<b>38,954</b>	<b>1,636</b>	<b>77,443</b>	<b>(113,931)</b>	<b>50,024</b>
Loss for the year	—	—	—	—	(6,335)	(6,335)
Proceeds from shares issued upon exercise of share options	<b>1,830</b>	—	(488)	—	—	<b>1,342</b>
Lapse of share options	—	—	(52)	—	52	—
At 31 March 2018	<b>47,752</b>	<b>38,954</b>	<b>1,096</b>	<b>77,443</b>	<b>(120,214)</b>	<b>45,031</b>

## NOTES TO THE CONSOLIDATED FINANCIAL STATEMENTS

**31 Benefits and interests of directors (disclosure required by section 383 of the Hong Kong Companies Ordinance (Cap. 622), Companies (Disclosure of Information about Benefits of Directors) Regulation (Cap. 622G) and Hong Kong listing rules)****(a) Directors' and chief executive's emoluments**

The remuneration of every director and the chief executive for the year ended 31 March 2018 is set out below:

Emoluments paid or receivable in respect of a person's services as a director, whether of the Company or its subsidiary undertaking:

Name	Fees US\$'000	Salaries US\$'000	Discretionary bonuses US\$'000	Housing allowance US\$'000	Estimated money value of other benefits US\$'000	Employer's contribution to a retirement benefit scheme US\$'000	Remunerations paid or receivable in respect of office as director US\$'000	Emoluments paid or receivable in respect of director's other services in connection with the management of the affairs of the Company or its subsidiaries undertaking US\$'000	Total US\$'000
<b>Executive directors:</b>									
Mr. Yan Kim Po	—	250	—	—	—	2	—	—	252
Ms. Lam Kwan (Note i)	—	208	—	—	—	2	—	—	210
Mr. Cao Jiancheng	—	165	—	—	—	2	—	—	167
<b>Independent non-executive directors:</b>									
Mr. Cheung Kwan Hung	19	—	—	—	—	—	—	—	19
Dr. Chan Chung Bun, Bunny	19	—	—	—	—	—	—	—	19
Mr. Wai Kwok Hung	13	—	—	—	—	—	—	—	13
	51	623	—	—	—	6	—	—	680

## NOTES TO THE CONSOLIDATED FINANCIAL STATEMENTS

**31 Benefits and interests of directors (disclosure required by section 383 of the Hong Kong Companies Ordinance (Cap. 622), Companies (Disclosure of Information about Benefits of Directors) Regulation (Cap. 622G) and Hong Kong listing rules) (continued)****(a) Directors' and chief executive's emoluments (continued)**

The remuneration of every director and the chief executive for the year ended 31 March 2017 is set out below:

Emoluments paid or receivable in respect of a person's services as a director, whether of the Company or its subsidiary undertaking:

Name	Fees US\$'000	Salaries US\$'000	Discretionary bonuses US\$'000	Housing allowance US\$'000	Estimated money value of other benefits US\$'000	contribution to a retirement benefit scheme US\$'000	Remunerations paid or receivable in the affairs of the Company or its subsidiaries US\$'000	Emoluments paid or receivable in respect of director's other services in connection with the management of the affairs of the Company or its subsidiaries US\$'000	Total US\$'000
<b>Executive directors:</b>									
Mr. Yan Kim Po	—	250	—	—	—	2	—	—	252
Ms. Lam Kwan (Note i)	—	208	—	—	—	2	—	—	210
Mr. Cao Jiancheng	—	165	—	—	—	2	—	—	167
<b>Independent non-executive directors:</b>									
Mr. Cheung Kwan Hung	19	—	—	—	—	—	—	—	19
Dr. Chan Chung Bun, Bunny	19	—	—	—	—	—	—	—	19
Mr. Wai Kwok Hung	13	—	—	—	—	—	—	—	13
	51	623	—	—	—	6	—	—	680

None of the directors waived any emoluments during the years ended 31 March 2018 and 2017.

Note:

- (i) Ms. Lam Kwan is also the chief executive officer of the Company.

## NOTES TO THE CONSOLIDATED FINANCIAL STATEMENTS

**31 Benefits and interests of directors (disclosure required by section 383 of the Hong Kong Companies Ordinance (Cap. 622), Companies (Disclosure of Information about Benefits of Directors) Regulation (Cap. 622G) and Hong Kong listing rules) (continued)****(b) Directors' retirement benefits and termination benefits**

None of the directors received or will receive any retirement benefits or termination benefits in respect of their services to the Company and its subsidiaries for the year (2017: Nil).

**(c) Consideration provided to third parties for making available directors' services**

During the year, the Company has not paid any consideration to any third parties for making available directors' services to the Company (2017: Nil).

**(d) Information about loans, quasi-loans and other dealings in favour of directors, controlled bodies corporate by and connected entities with such directors**

There were no loans, quasi-loans and other dealings entered into by the Company or subsidiary undertaking of the Company, where applicable, in favour of the directors, or body corporate controlled by or entities connected with any of the directors at the end of the year or at any time during the year (2017: Nil).

**(e) Directors' material interests in transactions, arrangements or contracts**

Except for the disclosure in Note 29, no significant transactions, arrangements and contracts in relation to the Group's business to which the Company was a party and in which a director of the Company had a material interest, when directly or indirectly, subsisted at the end of the year or at any time during the year.